


Joint Publication 3-18



Joint Forcible Entry Operations



11 May 2017

Incorporating Change 1

09 January 2018

Validated on 09 July 2021



PREFACE

1. Scope

This publication provides joint doctrine for planning, executing, and assessing joint forcible entry operations.

2. Purpose

This publication has been prepared under the direction of the Chairman of the Joint Chiefs of Staff (CJCS). It sets forth joint doctrine to govern the activities and performance of the Armed Forces of the United States in joint operations, and it provides considerations for military interaction with governmental and nongovernmental agencies, multinational forces, and other interorganizational partners. It provides military guidance for the exercise of authority by combatant commanders and other joint force commanders (JFCs), and prescribes joint doctrine for operations and training. It provides military guidance for use by the Armed Forces in preparing and executing their plans and orders. It is not the intent of this publication to restrict the authority of the JFC from organizing the force and executing the mission in a manner the JFC deems most appropriate to ensure unity of effort in the accomplishment of objectives.

3. Application

a. Joint doctrine established in this publication applies to the Joint Staff, commanders of combatant commands, subordinate unified commands, joint task forces, subordinate components of these commands, the Services, and combat support agencies.

b. The guidance in this publication is authoritative; as such, this doctrine will be followed except when, in the judgment of the commander, exceptional circumstances dictate otherwise. If conflicts arise between the contents of this publication and the contents of Service publications, this publication will take precedence unless the CJCS, normally in coordination with the other members of the Joint Chiefs of Staff, has provided more current and specific guidance. Commanders of forces operating as part of a multinational (alliance or coalition) military command should follow multinational doctrine and procedures ratified by the United States. For doctrine and procedures not ratified by the US, commanders should evaluate and follow the multinational command's doctrine and procedures, where applicable and consistent with US law, regulations, and doctrine.

For the Chairman of the Joint Chiefs of Staff:



KEVIN D. SCOTT
Vice Admiral, USN
Director, Joint Force Development

Intentionally Blank

**SUMMARY OF CHANGES
REVISION OF JOINT PUBLICATION 3-18
DATED 27 NOVEMBER 2012**

- **This publication was validated without change on 09 July 2021.**
- **Expands the discussion of sea control and eliminated the term coastal control.**
- **Clarifies the discussion of operational access in the joint force environment, to include cyberspace.**
- **Clarifies the discussion of space control operations.**
- **Incorporates a discussion of joint electromagnetic spectrum management operations.**
- **Modifies the discussion of principles applied by planners to achieve surprise for setting favorable conditions to ensure operational success in the joint force environment.**
- **Describes where forcible entry normally occurs within the notional phasing construct.**
- **Updates command and control responsibilities and control mechanism language throughout.**
- **Enhances the discussion of multinational capabilities, collaboration, and planning.**

Intentionally Blank

TABLE OF CONTENTS

EXECUTIVE SUMMARY vii

CHAPTER I

INTRODUCTION

- Forcible Entry I-1
- United States National Military Strategy and Joint Forcible Entry Operations..... I-2
- Principles for Forcible Entry Operational Success I-3
- Operational Applications of Forcible Entry Operations I-8
- Forcible Entry Capabilities I-9
- Multinational Considerations..... I-11

CHAPTER II

COMMAND AND CONTROL

- Purpose..... II-1
- Force Employment..... II-1
- Organization of the Forcible Entry Operational Area..... II-2
- Command Relationships for Forcible Entry Operations..... II-3
- Airspace Control II-5
- Air Defense Command and Control II-7
- Communications II-8
- Rules of Engagement II-10
- Friendly Fire Prevention II-10

CHAPTER III

PLANNING

- Purpose..... III-1
- Forcible Entry and the Joint Planning Process III-1
- Forcible Entry Planning Considerations III-2

CHAPTER IV

OPERATIONS

- Purpose..... IV-1

Section A. Integration and Synchronization

- Introduction..... IV-1
- Forcible Entry Operations Phases IV-2
- Integration and/or Synchronization Considerations..... IV-12

Section B. Supporting Operations

- Special Operations Forces..... IV-14
- Fires IV-15
- Intelligence Support and Considerations IV-15

Table of Contents

- Information Operations IV-17
- Public Affairs IV-19
- Chemical, Biological, Radiological, and Nuclear Considerations..... IV-20
- Air Mobility Operations..... IV-20

CHAPTER V
LOGISTICS

- General..... V-1
- Specific Logistic Considerations for Supporting Forcible Entry Operations V-1

APPENDIX

- A Airborne and Air Assault Operations A-1
- B Control Joint Forcible Entry Operations B-1
- C References C-1
- D Administrative Instructions D-1

GLOSSARY

- Part I Abbreviations, Acronyms, and Initialisms GL-1
- Part II Terms and Definitions GL-4

FIGURE

- I-1 Forcible Entry Operations I-2
- IV-1 Operation Plan Rehearsal Benefits..... IV-1
- IV-2 Forcible Entry Operations Phases IV-2
- IV-3 Intelligence Support IV-16
- V-1 Logistics Planning Considerations V-1
- A-1 Example Distribution of Responsibilities for Airborne Assault A-4

EXECUTIVE SUMMARY COMMANDER'S OVERVIEW

- **Presents an Introduction of Joint Forcible Entry**
 - **Explains the Command and Control of Joint Forcible Entry Operations**
 - **Covers Joint Forcible Entry Operations Planning**
 - **Describes How Forcible Entry Operations Are Conducted**
-

Introduction

Forcible Entry

Joint forcible entry operations seize and hold lodgments against armed opposition. A lodgment is a designated area in a hostile or potentially hostile operational area (OA) (such as an airhead, a beachhead, or combination thereof) that affords continuous landing of troops and materiel while providing maneuver space for subsequent operations.

United States National Military Strategy and Joint Forcible Entry Operations

To be credible both as a deterrent and as a viable military option for policy enforcement, the Armed Forces of the United States must be capable of deploying and fighting to gain access to geographical areas controlled by forces hostile to US interests. The military environment and the threats it presents are increasingly transregional, multi-domain, and multi-functional (TMM) in nature. Joint forcible entry operations in a TMM setting is a likely crisis or contingency the joint forces will face in the future.

Principles for Forcible Entry Operational Success

To set favorable conditions for operational success, the following principles apply for forcible entry operations: achieve surprise, visualize the OA, control of the air, control of space, joint electromagnetic spectrum management operations, information superiority, sea control, isolate lodgment, gain and maintain access, neutralize enemy forces within the lodgment, identification of enemy infrastructure which may be of value for future use by friendly forces, expand the lodgment,

manage the impact of environmental factors, and integrate supporting operations.

Forcible Entry Capabilities

The Armed Forces of the United States conduct forcible entry operations using various capabilities, including: amphibious assault, airborne assault, air assault, ground assault, and any combination thereof. An **amphibious force** (AF), composed of an amphibious task force and a landing force, together with other forces that are trained, organized, and equipped for amphibious operations, conducts littoral maneuver by vertical and/or surface means. **Airborne forces** may be used as the assault force or used in combination with other capabilities for a forcible entry, or they may conduct follow-on operations from a lodgment. **Air assault forces** execute forcible entries using fixed-wing, tiltrotor, and rotary-wing aircraft. **Special operations forces** (SOF) can execute forcible entries using a combination of fixed-wing, rotary-wing, and tiltrotor aircraft employing airland or airdrop procedures.

Multinational Considerations

Multinational forces (MNFs) may bring additional capabilities and capacity to forcible entry operations but normally require careful attention to integration. To optimize these MNFs, the joint force commander (JFC) and component commanders may need to evaluate interoperability of equipment, conduct additional rehearsals, and employ liaison teams to facilitate integration.

Command and Control

Force Employment

The JFC should determine the forcible entry capability or combination of capabilities needed to accomplish the mission. Unity of command is vital when amphibious, airborne, air assault, and special operations are combined. If the decision is made to use a combination of forcible entry capabilities to seize a lodgment, the JFC also decides whether to conduct the forcible entry as a concurrent or integrated operation.

Organization of the Forcible Entry Operational Area

The **amphibious objective area** is a geographical area of sufficient size for conducting necessary sea,

air, and land operations, and within which is located the objective(s) to be secured by the AF. The JFC may establish a **joint special operations area** when geographic boundaries between SOF and conventional forces are the most suitable control measures. The **airspace control area** for the forcible entry operation is that airspace laterally defined by the boundaries that delineate the OA. **Control and coordination** of forcible entry operations pose a particularly difficult challenge to all elements of the joint force. In addressing this challenge, the JFCs and appropriate commanders may employ various control and coordination measures that will facilitate the execution of operations and, at the same time, protect the force to the greatest possible degree.

*Command Relationships for
Forcible Entry Operations*

JFCs have full authority to assign missions, redirect efforts, and direct coordination among subordinate commanders. The **combatant commander** may organize the forcible entry force as a subordinate joint task force, or the forcible entry force may be organized from an existing component. An initiating directive will provide guidance on command relationships and other pertinent instructions for the duration of the forcible entry operation. Based on the JFC's guidance, the forcible entry operation may be conducted by **functional component commanders**. If an amphibious assault is part of the forcible entry operation, it will include air and land assaults that originate from the sea. If the JFC organizes along functional lines, functional component commanders will normally exercise operational control over their parent Services' forces and tactical control over other Services' forces attached or made available for tasking. Normally, a support relationship is established between the **commander, amphibious task force**, and **commander, landing force**, by the JFC or establishing authority. If an airborne assault is part of the forcible entry operation, it will be delivered by airlift forces from either the continental United States (CONUS), an intermediate staging base, or theater airbase. The **airborne task force commander** will normally organize the parachute

assault force, airlift force, and follow-on airland forces in such a way as to best accomplish the mission based on the concept of operations. When directed, Commander, US Special Operations Command, provides CONUS-based SOF to the geographic combatant commander (GCC). The **GCC** then exercises command and control (C2) of SOF through the **commander, theater special operations command**. Forcible entry operations employing a combination of airborne, air assault, SOF, and AFs (to include MNFs with these capabilities) may be under the command of the JFC or a Service or functional component commander and must be closely coordinated.

Airspace Control

C2 of airspace requires two key elements: a control authority and a control system. The JFC normally designates an airspace control authority (ACA) who has overall responsibility to establish and operate the airspace control system (ACS). For the ACS to function effectively, the ACA must maximize and enhance the capabilities of the collective force using existing control systems.

Air Defense Command and Control

The joint force is particularly vulnerable to attacks by enemy aircraft or surface-to-surface missiles during the early stages of a forcible entry. All available surface-to-air assets should be incorporated into the overall area air defense plan and comply with procedures and weapons control measures established by the area air defense commander.

Communications

Communications systems supporting forcible entry operations should be interoperable, agile, trusted, and shared.

Friendly Fire Prevention

The complexity of forcible entry operations increases the potential for friendly fire incidents and demands efforts by all elements of the joint force to deliberately reduce the risk of friendly fire incidents.

Planning

Forcible Entry and the Joint Planning Process

Joint planning is conducted using a disciplined process described in policies and procedures established in the Adaptive Planning and Execution enterprise. These processes facilitate both deliberate planning and crisis action planning.

Forcible Entry Planning Considerations

In the development of a forcible entry course of action (COA), five phases are addressed: preparation and deployment, assault, stabilization of the lodgment, introduction of follow-on forces, and termination or transition. The commander and staff analyze each COA separately according to the commander's guidance to bring out relevant factors in each COA. During forcible entry operation planning, the JFC should use red teaming to mitigate the inherent risk and promote a uniform appreciation of forcible entry. Assessment is critical to determining the progress of joint forcible entry operations and if real-time adjustments need to be made to the conduct of operations.

Operations

Rehearsals

In order to integrate, synchronize, and confirm the timing of an operation, the JFC may choose to conduct a rehearsal. Rehearsals at the operational level range in scope from joint force exercises (driven by resource, time, space, and force availability constraints), to command post exercises supported by computer aided-simulations, to commanders and/or key personnel conferences.

Forcible Entry Operations Phases

Forcible entry operations may be planned and executed in the five phases.

- **Preparation and Deployment (Forcible Entry Phase I).** Forcible entry operations are conducted by organizations whose force structures permit rapid deployment into the objective area. Joint forces may deploy directly to the OA or to staging areas to prepare for subsequent operations.

- **Assault (Forcible Entry Phase II).** Phase II begins with joint force assaults to seize initial objectives in the lodgment and concludes with the consolidation of those objectives.
- **Stabilization of the Lodgment (Forcible Entry Phase III).** Stabilization involves securing the lodgment to protect the force and ensure the continuous landing of personnel and materiel, organizing the lodgment to support the increasing flow of forces and logistic resource requirements, and expanding the lodgment as required to support the joint force in preparing for and executing follow-on operations.
- **Introduction of Follow-on Forces (Forcible Entry Phase IV).** Follow-on forces provide the JFC with increased flexibility to conduct operations as required by operational conditions; once the lodgment has been established with aerial ports of debarkation and seaports of debarkation, a joint security area may be identified and developed to facilitate and provide security for subsequent support operations.
- **Termination or Transition Operations (Forcible Entry Phase V).** A successful forcible entry operation is completed in one of two ways: attainment of the campaign objectives (termination) or completion of the operational objectives wherein a lodgment is established for follow-on combat operations (transition).

Supporting Operations

Supporting operations to forcible entry operations include: SOF; fires; intelligence; information operations; public affairs; chemical, biological, radiological, and nuclear considerations; and air mobility operations.

CONCLUSION

This publication provides joint doctrine for planning, executing, and assessing joint forcible entry operations.

Intentionally Blank

CHAPTER I INTRODUCTION

“The world is connected by shared spaces—cyber[space], space, air, and oceans—that enable the free flow of people, goods, services, and ideas. They are the arteries of the global economy and civil society, and access is at risk due to increased competition and provocative behaviors. Therefore, we will continue to promote rules for responsible behavior while making sure we have the capabilities to assure access to these shared spaces.”

National Security Strategy 2015

1. Forcible Entry

a. Joint forcible entry operations seize and hold lodgments against armed opposition. A lodgment is a designated area in a hostile or potentially hostile operational area (OA) (such as an airhead, a beachhead, or combination thereof) that affords continuous landing of troops and materiel while providing maneuver space for subsequent operations. The lodgment and the means to seize a lodgment will depend upon the objectives of the operation or campaign. In most operations, forcible entry secures the lodgment as a base for subsequent operations. It often has facilities and infrastructure that may be used to receive large follow-on forces and logistics. In some operations, seizure of the lodgment may be the primary objective, and its retention lasts only until the mission is complete, at which time the assaulting forces withdraw. Forcible entry operations are inherently risky and always joint. Forcible entry demands careful planning and thorough preparation; synchronized, violent, and rapid execution; and leader initiative at every level to deal with friction, chance, and opportunity. See Figure I-1.

b. The US seeks to gain and maintain operational access in areas of strategic importance throughout the world. Operational access is the ability to project military force into an OA with sufficient freedom of action to accomplish the mission. Operational access is the joint force contribution to a whole of government approach to assured access that includes, for example, the diplomatic and economic instruments of national power. Operational access facilitates the unhindered national use of select sovereign territory, including areas of air, sea, space, and cyberspace that belong to no one state. Forcible entry is a military aspect of operational access that may be applied when diplomatic and other means have failed.

For more information on cyberspace capabilities, see Joint Publication (JP) 3-12, Cyberspace Operations.

c. **Forcible entry operations are joint in nature.** There are many Service and functional component-unique forcible entry capabilities, techniques, and procedures the US has developed since World War II, primarily consisting of amphibious assault, airborne assault, air assault, and special operations. Despite these Service-oriented capabilities, techniques, and procedures, forcible entry operations are inherently joint as evidenced by the need for using resources (e.g., command and control [C2], transportation, sustainment)

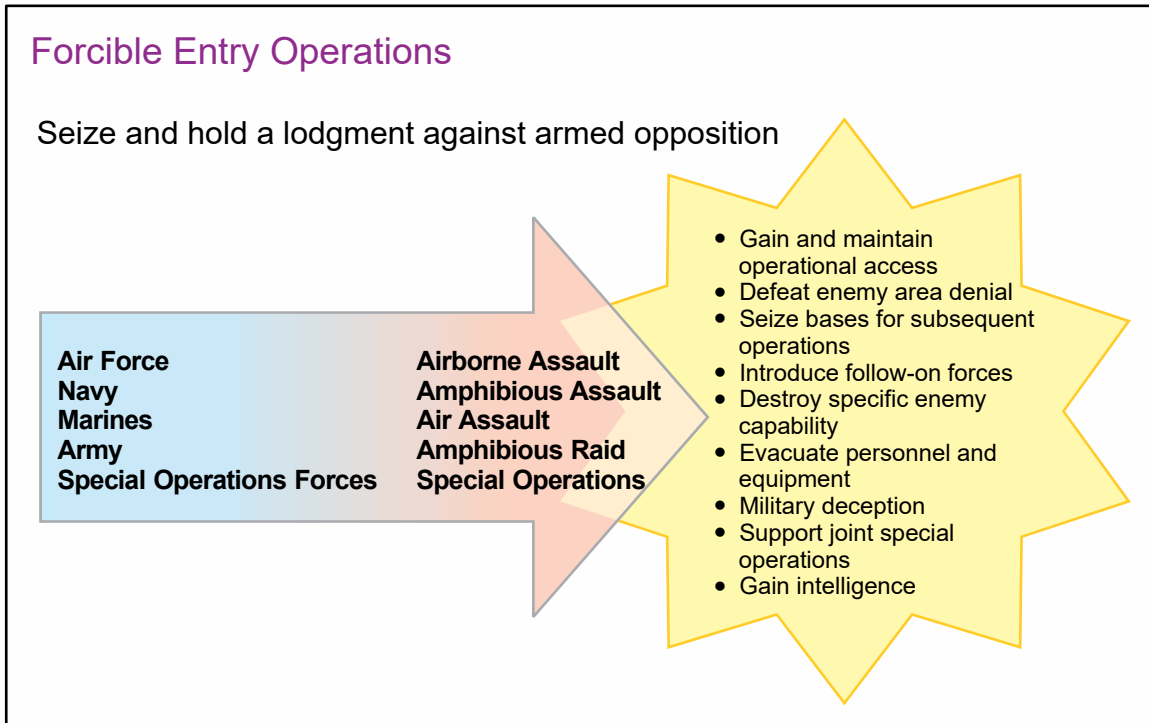


Figure I-1. Forcible Entry Operations

from all elements of the Department of Defense (DOD) and often other resources (e.g., multinational and other US Government departments and agencies).

2. United States National Military Strategy and Joint Forcible Entry Operations

a. The National Military Strategy establishes three national military objectives: deter, deny, and defeat state adversaries; disrupt, degrade, and defeat violent extremist organizations; and strengthen our global network of allies and partners.

b. To be credible both as a deterrent and as a viable military option for policy enforcement, the Armed Forces of the United States must be capable of deploying and fighting to gain access to geographical areas controlled by forces hostile to US interests. Swift and decisive victory in these cases requires forcible entry and the ability to surge follow-on forces. Alerting rapid deployment forces for employment or moving forces toward the area of the crisis is a show of force that is diplomatically significant in a strategic context.

c. The strategic environment is uncertain, complex, and changes rapidly, requiring leaders to maintain persistent multinational partners. While the basic character of war has not changed, the character of conflict has evolved. The military environment and the threats it presents are increasingly *transregional*, *multi-domain*, and *multi-functional* (TMM) in nature. Joint forcible entry operations in a TMM setting is a likely crisis or contingency the joint forces will face in the future. TMM will cut across multiple combatant commands and across land, sea, air, space, and cyberspace. The strategic environment is fluid with changing alliances, partnerships, and national and transnational

threats that rapidly emerge, disaggregate, and reemerge. These factors will significantly affect how the joint force conducts joint forcible entry operations. Despite our best planning and the application of sound intelligence combined with the other joint functions, we can expect uncertainty and ambiguity to exist in strategic and operational environments.

3. Principles for Forcible Entry Operational Success

To set favorable conditions for operational success, the following principles apply for forcible entry operations:

a. **Achieve Surprise.** Planners should strive to achieve surprise regarding exact objectives, times, methods, and forces employed in forcible entry operations. The degree of surprise required depends on the nature of the operation to be conducted. Achieving surprise is usually dependent upon multiple factors to include information operations (IO) and operational tempo. Surprise is not a necessary condition for operational success (particularly when the **force has overwhelming superiority**), **but it can significantly reduce operational risk.**

For more information on planning, see JP 5-0, Joint Planning.

b. **Visualize the OA.** Utilizing joint intelligence preparation of the operational environment (JIPOE) provides the joint force commander (JFC) the composite of the conditions, circumstances, and influences that affect the employment of capabilities that bear on the decisions of the commander. Geospatial engineering allows commanders and their subordinates to visualize the environmental effects of both the battlespace and their potential actions in order to plan, execute operations, and react to changing conditions.

For more information on JIPOE, see JP 2-01.3, Joint Intelligence Preparation of the Operational Environment.

c. **Control of the Air.** Counterair integrates offensive and defensive operations to attain and maintain a desired degree of control of the air and protection in the OA. During forcible entry operations, this is essential to **protect the force during periods of critical vulnerability** and to **preserve lines of communications (LOCs)**. At a minimum, the joint force must neutralize the enemy's offensive air and missile capability and air defenses to achieve local air superiority and protection over the planned lodgment. **The joint force controls the air through integrated and synchronized air and missile defense (AMD) operations.** Air interdiction of enemy forces throughout the OA enhances the simultaneity and depth of the forcible entry operation.

For more information on control of the air, see JP 3-01, Countering Air and Missile Threats.

d. **Control of Space.** Space control operations use offensive space control and defensive space control to ensure freedom of action in space and, when directed, deny an adversary freedom of action. Space control plans and capabilities enable a broad range of response options to provide for the continued, sustainable use of space. Space control contributes to space deterrence by employing a variety of measures to assure the use of

OPERATION OVERLORD—FRANCE, 1944

The D-Day invasion on 6 June 1944 was preceded by counterintelligence, military deception (MILDEC), and operations security efforts unprecedented in scope. As early as 1940, the British initiated actions to sink or capture the German weather ships and submarines stationed in the North Atlantic. This continued throughout the war. German agents operating in Great Britain were eliminated or “turned,” and almost all of the intelligence they sent to Germany was compromised. Prior to the invasion, Allied bombers struck targets throughout the possible invasion areas, while avoiding undue concentration on the Normandy Peninsula. Allied air forces denied the German Air Force any aerial reconnaissance over the assembly areas and ports used for the invasion. Entire English civilian communities were removed from staging and embarkation areas and the invasion troops themselves kept in isolation. An elaborate MILDEC operation maintained the ruse that the main invasion would strike the Pas de Calais area instead of Normandy. On the night of the invasion, false parachute drops were staged in areas outside of the invasion area.

The effect on German defensive operations was critical. At the strategic level, the Germans expected the invasion in the spring of 1944. Lack of operational intelligence forced the Germans to defend all the possible invasion areas in western France, and kept most mobile reserves away from the invasion beaches in a central location. Allied air and French partisans delayed them from striking the lodgment until too late. The lack of accurate weather data led to erroneous weather forecasts for early June. Lacking air reconnaissance, the Germans kept powerful forces to defend the Pas de Calais, which the German Army assessed as most likely and most dangerous area.

Various Sources

space, attribute enemy attacks, and, consistent with the right to self-defense, hold enemy space capabilities at risk.

For more information on control of space, see JP 3-14, Space Operations.

e. **Joint Electromagnetic Spectrum Management Operations (JEMSMO).** JEMSMO is the planning, coordinating, and managing use of the electromagnetic spectrum (EMS) through operational, engineering, and administrative procedures. JEMSMO management includes frequency management, host nation (HN) coordination, and joint spectrum interference resolution. JEMSMO’s objective is to enable EMS-dependent capabilities and systems to perform their functions as designed without causing or suffering unacceptable electromagnetic interference. JEMSMO management provides the framework to utilize the EMS in the most effective and efficient manner through policy and procedure. JEMSMO is analogous to the airspace management function in air operations, coordinating and integrating joint EMS-use in terms of time, space, and frequency.

For more information on JEMSMO, see JP 6-01, Joint Electromagnetic Spectrum Management Operations.

f. **Information Superiority.** The effective conduct of IO through the integration of information-related capabilities (IRCs) to affect the information environment enables the joint force to gain and maintain information superiority, and in turn, enables the force to establish the lodgment. As adversaries increase the sophistication of their operations and use of information, gaining superiority in the information environment is increasingly critical.

For more information on IRCs, see JP 3-13, Information Operations.

g. **Sea Control.** The maritime force may require sea control from far off shore to thwart the enemy antiaccess (A2) capabilities as US forces attempt to access the littorals. The carrier strike group may launch strikes to shape the littorals prior to the arrival of the amphibious force (AF) into the amphibious objective area (AOA). Local maritime superiority is required to **project power ashore in support of the joint forcible entry operation and to protect sea lines of communications (SLOCs)**. SLOC protection enables logistic support required to sustain operations ashore and support the transition to continuing operations by follow-on forces. Defeating the threat in the littorals typically requires a naval capability that is prepared for sustained defensive and offensive engagements.

h. **Isolate the Lodgment.** The joint force **attacks or neutralizes any enemy capabilities with the potential to affect the establishment of the lodgment**. These capabilities include enemy ground, sea, and air forces that can be committed to react to joint force assaults, indirect fire systems, and missile systems that can range the lodgment, and related sensors, C2 systems, and digital networks. Barriers and obstacles can also be used to isolate the lodgment by denying the use of areas, fixing opposing forces, and reinforcing the effectiveness of friendly fires. Failure to isolate the lodgment can hamper or stall momentum. In the event of culmination prior to isolation, the JFC must have a branch plan for the alternate penetration or retrograde.

For more information on denying movement and maneuver and related capabilities, see JP 3-15, Barriers, Obstacles, and Mine Warfare for Joint Operations.

i. **Gain and Maintain Access.** In any given OA, numerous and diverse limitations to access will present themselves. Access may be restricted due to diplomatic, economic, military, or cultural factors. Ports, airfields, and infrastructures may also be physically limited. Enemies may employ A2/area denial (AD) strategies. A2 refers to those actions and capabilities, usually long-range, designed to prevent an opposing force from entering an OA. AD refers to those actions and capabilities, usually of shorter range, designed not to keep an opposing force out, but to limit its freedom of action within the OA.

(1) **Commander Considerations.** Commanders conducting forcible entry operations should leverage established basing, access, and security cooperation

agreements, as well as the regional expertise developed through pre-crisis engagement activities at the national, regional, and local levels.

(2) **Shaping Efforts.** When planning indicates a requirement for forcible entry, shaping efforts or activities focus on identifying and neutralizing an enemy's A2 capabilities. This may require a change in intelligence priorities: for example, increasing surveillance and reconnaissance to locate natural and man-made impediments to entry operations. Shaping activities will also involve the employment of IRCs, specifically military deception (MILDEC) and operations security (OPSEC). They will also be used to influence local civilian populations and other interested nations and organizations. However, all shaping should be balanced against the need for surprise. Other US Government departments and agencies and multinational partners may be vital to developing intelligence and gaining sufficient access to permit forcible entry. Shaping may also include improving on HN infrastructure so that the environment is better suited to accommodate specific military operations.

(3) **Operational Access.** Operational access expands the degree to which the JFC may employ the range of joint capabilities within the OA. Gaining and maintaining operational access depends upon numerous factors such as the nature of the operation or campaign, geography, the enemy's capability to deny access, proximity of friendly bases, and the joint capabilities available. Forcible entry operations are often the precursor to follow-on major operations. Land forces projected into the lodgment seize key terrain and eliminate enemy A2 capabilities. Air Force, Navy, and special operations forces (SOF) extend their reach and ability to neutralize the enemy's A2 measures. Ultimately, the forcible entry may completely dislocate enemy defenses and allow the joint force to retain the initiative throughout the dominate phase. In some instances, forcible entry operations preclude enemy A2 measures and seize the initiative. For example, Operation WATCHTOWER in August of 1942 seized the Japanese airfield on Guadalcanal and nearby seaplane base. This operation surprised the Japanese and completely disrupted Japanese plans to extend their strategic defensive perimeter and interdict SLOCs between the US and Australia.

j. **Neutralize Enemy Forces Within the Lodgment.** The joint force must neutralize enemy forces within the lodgment to **facilitate the establishment of airheads and beachheads** and to **provide for the immediate protection of the force.**

k. Planning considerations should include identification of enemy infrastructure which may be of value for future use by friendly forces. Limiting physical damage will lessen the time needed to rebuild.

l. **Expand the Lodgment.** The joint force quickly builds combat power in order to enhance security and the ability to respond to enemy counter attacks, enable continuous landing of troops and materiel, and facilitate transition to subsequent operations. Failure to expand the lodgment can severely hamper or stall the momentum of the overall operation.

m. **Manage the Impact of Environmental Factors.** Managing the impact of environmental factors refers to overcoming the effect of land and sea obstacles; **anticipating, preventing, detecting, and mitigating** enemy use of chemical, biological, radiological, and nuclear (CBRN) weapons; and determining **the impact of climate, weather, and other naturally occurring hazards.** The JFC may take advantage of environmental conditions that present an operational advantage to the joint force or a disadvantage to enemy forces in order to optimize mission effectiveness. This may also aid in minimization of natural obstacles encountered in the assault or follow-on phases.

n. **Integrate Supporting Operations.** Intelligence operations, surveillance and reconnaissance operations, IO, civil-military operations (CMO), and special operations are key to setting the conditions for forcible entry operational success. These enablers should be integrated into the operation at every stage from initial planning to transition.

OPERATION SUTTON—FALKLAND WAR, 1982

On 21 May 1982, British forces conducted an amphibious assault on the western side of San Carlos on East Falkland at Ajax Bay (Operation Sutton). The landings at San Carlos forced British navy and land forces to remain relatively fixed during the amphibious assault and beachhead buildup. This is when the Argentine air force unleashed their area denial plan—concentrating their attack on British naval forces supporting the landing force. Within an hour of the first waves of aircraft attacking, it became evident to the British that it was the ships, not the men ashore, who were the targets. The Argentine air attacks proved devastating. From 21 to 25 May the air attacks sank a British destroyer, two frigates and a container ship. Additionally, two more destroyers, three frigates, and three logistic landing ships were damaged. The loss of the container ship with the heavy lift helicopters and the damaged logistic landing ships had an immediate impact on the campaign’s logistic and operational plan.

The entire British operation had been planned on the assumption of keeping logistics afloat. The Argentines’ air assault, instead, forced the British to create huge logistic dumps, on land, at Ajax Bay. Establishing the British Army Falklands Beach Support Area took much longer than expected. The Argentine air attacks on the British fleet immediately reduced the rate of off-loading supplies at San Carlos. This in turn slowed the start of the land campaign (delay of logistics resulting in loss of maneuver opportunity in terms of time and speed). Additionally, the loss of the container ship greatly altered the land campaign due to the loss of the heavy lift helicopters. The land forces now had to walk and carry their supplies. The Falklands War showed that no clear cut distinction exists in the landing and buildup phase where antiaccess ends and area denial begins. The landing and buildup phase proved to be the intersection/overlap of antiaccess and area denial realms.

Area Denial & Falklands War Lessons Learned—Implications for Land Warfare 2030-2040: After the Army’s Theater Arrival—The Coming Complex Fight Dave Shunk, 2014

4. Operational Applications of Forcible Entry Operations

The geographic combatant commander's (GCC's) vision of how a joint operation should unfold will drive decisions regarding the phasing of an operation. Within the context of the phases established by a GCC, subordinate JFCs and component commanders may establish additional phases that fit their concept of operations (CONOPS). A credible threat of forcible entry operations can be an effective deterrence and may be applicable during shaping and deterrent activities prior to or during the initial phases of an operation. A forcible entry operation will normally be conducted during a phase to seize the initiative or to dominate the enemy. Within the construct of the overall CONOPS, the forcible entry operation will have its own phasing as described in Chapter III, "Planning," and Chapter IV, "Operations."

a. **Seize the Initiative.** A forcible entry operation may be the JFC's opening move to seize the initiative. For example, a JFC might direct **friendly forces to seize and hold an airhead or a beachhead** to facilitate the continuous landing of troops and materiel and expand the maneuver space needed to conduct follow-on operations. The establishment of the lodgment, followed by the arrival and preparation of follow-on forces, usually marks the end of the forcible entry operations and a transition to further offensive operations.

b. **Dominate.** Forcible entry operations during the dominate phase of an operation or campaign may be used for the following purposes: a coup de main, conducting operational movement and maneuver to attain positional advantage (see Operation CHROMITE [1950] vignette), or as a MILDEC.

(1) **Coup de Main.** A forcible entry may be designed as a coup de main that will capitalize on surprise and simultaneous execution to achieve decisive results. Often conducted by small forces conducting short-duration, limited-objective attacks against opponents with modest but still lethal capabilities, these operations may be a likely type of forcible entry. Operation URGENT FURY (1983) and Operation JUST CAUSE (1989-90) are specific examples of the use of simultaneous operations overwhelming an enemy's ability to respond. The capitulation of enemy forces usually marks the end of the dominate phase of the operation and a transition to further operations within the stabilize and enable civil authority phases.

(2) **MILDEC.** The mere existence of a forcible entry capability may be used by the JFC in any phase as a show of force or to force enemy movement even without mounting a forcible entry operation, as with the amphibious demonstration during Operation DESERT STORM (1991).

For further information on phasing, refer to JP 3-0, Joint Operations, and JP 5-0, Joint Planning.

OPERATION CHROMITE—KOREA, 1950

On 15 September 1950, 83 days after North Korea invaded South Korea, a joint command of the United States, Joint Task Force (JTF) 7, initiated Operation CHROMITE by conducting an amphibious assault on the port of Inchon on Korea's west coast.

Operation CHROMITE took place on the heels of the retreat of the United States and Republic of Korea forces down the Korean Peninsula in June and July to an enclave on the peninsula's southern tip. The primary objectives were to land a large force behind the bulk of the North Korean People's Army (NKPA), recapture South Korea's capital, Seoul, cut NKPA logistic lines, and provide an "anvil" against which the US Eighth Army, attacking from the south, would crush the NKPA.

JTF 7 commenced operations at 0630 on 15 September with an assault against the critical island of Wolmi-Do following massive bombardment. By 1800 on 16 September, main landings on Inchon had secured a beachhead.

Various Sources

5. Forcible Entry Capabilities

The Armed Forces of the United States conduct forcible entry operations using various capabilities, including: **amphibious assault, airborne assault, air assault, ground assault, and any combination thereof.** Based upon mission analysis, JIPOE, and the joint planning process (JPP), these operations may be used singularly or in combination. Forcible entry operations may employ single or multiple entry points. In some cases, SOF will support the entry of conventional forces (CF), but CF may be used to seize a lodgment for support of special operations missions. The forcible entry operation may include linkup and exploitation by ground maneuver from a separate location. Sustainment considerations may drive the requirement for a combination of capabilities and linkup requirements.

a. **Amphibious Assault Operations.** An AF, composed of an amphibious task force (ATF) and a landing force (LF), together with other forces that are trained, organized, and equipped for amphibious operations, conducts littoral maneuver by vertical and/or surface means. AFs seek to exploit gaps in the enemy's defenses to secure key objectives associated with establishing a lodgment. In addition to serving as a forcible entry assault force, such forces are **capable of conducting follow-on operations** from the lodgment. AFs may also be inserted as follow-on forces. An AF with a forcible entry capability may be forward-deployed to quickly initiate or join other forces in a forcible entry operation or as a show of force. Support from the sea and projected ashore facilitates the rapid buildup of combat power to include the introduction of follow-on forces.

(1) The organic capabilities of AFs, including air and fire support, logistics, and mobility, allow them to gain access to an area by forcible entry. The salient requirement of an amphibious assault is the necessity for swift introduction of sufficient combat power

ashore to accomplish the AF objectives. The assault begins on order, after sufficient elements of the main body of the AF that are capable of beginning the ship-to-shore movement arrive in the OA. For an assault, the action phase ends when conditions specified in the initiating directive are met.

(2) Amphibious assaults may be used, for example, to initiate a campaign or major operation, such as the 1942 landing on Guadalcanal, which began the campaign to neutralize the enemy base at Rabaul in the Southwest Pacific, or the 1944 Normandy landings that established a beachhead for the Allied campaign across Western Europe. Factors that influence a commander's decision to select an amphibious assault as the type of forcible entry operation to be conducted include its mobility, flexibility in task organization, ability to rapidly build up combat power ashore, and sustainability. Amphibious assault operations can exploit the element of surprise and capitalize on enemy weakness by projecting combat power at the most advantageous location and time. As with other types of forcible entry operations, the threat of an amphibious assault can induce enemies to divert forces, establish or reinforce defensive positions, divert major resources, or disperse forces. Amphibious assaults may also be employed to secure key terrain in order to ensure or deny access to adjacent waters.

For detailed information on amphibious assaults, see JP 3-02, Amphibious Operations.

The Inchon amphibious assault (see Operation CHROMITE) established a lodgment on the west coast of Korea, simultaneously with the counteroffensive to break out of the Pusan Perimeter. The Pusan offensive involved the majority of United Nations ground forces. The amphibious force and forces from the Pusan area linked up in the vicinity of Seoul to continue the offensive.

South to the Naktong, North to the Yalu, Roy E. Appleman

b. **Airborne Assault Operations.** Airborne forces may be used as the **assault force or used in combination with other capabilities for a forcible entry**, or they may **conduct follow-on operations from a lodgment**. As an assault force, airborne forces parachute into the objective area to attack and eliminate armed resistance and secure designated objectives. Airborne forces may also be employed from a lodgment in additional joint combat operations. Airborne forces offer the JFC an immediate forcible entry option since they can be launched directly from the continental United States (CONUS) without the delays associated with acquiring intermediate staging bases (ISBs) or re-positioning of sea-based forces.

c. **Air Assault Operations.** Air assault forces execute forcible entries using **fixed-wing, tiltrotor, and rotary-wing aircraft**. Air assault forces can deploy from **land-based facilities and ships**. Fires from land- and sea-based aircraft (manned and unmanned) and/or ships and submarines take on added importance to compensate for the lack of field artillery. An air assault force may require the establishment of an ISB. These forces can rapidly project combat power throughout the depth of an OA.



A United States Navy Wasp Class Amphibious Warfare Ship underway in the Pacific Ocean.

Appendix A, “Airborne and Air Assault Operations,” provides more specifics on airborne and air assault operations.

d. **Special Operations.** SOF can execute forcible entries using a combination of fixed-wing, rotary-wing, and tiltrotor aircraft employing airland or airdrop procedures. Depending on threat and other circumstances, SOF can use alternate forms of infiltration and exfiltration. Routinely, SOF may require conventional support such as air refueling, close air support (CAS), suppression of enemy air defenses, and IRCs. Normally, SOF forcible entry operations are of short duration to meet specific JFC objectives. For more information on SOF missions and capabilities, refer to JP 3-05, *Special Operations*.

6. Multinational Considerations

a. Forcible entry operations with multinational partners are planned and conducted much the same as a US joint force operation. However, there may be aspects of a multinational force’s (MNF’s) organization or procedures the commander of a US joint force needs to consider. Attaining unity of effort through unity of command for a multinational operation may not be politically feasible, but it should be a goal. There must be a common understanding among all national forces of the mission of the MNF and the plan to achieve objectives. Commanders and staffs at all levels should also account for differences in partner nations’ laws, weapons, equipment, technology, culture, politics, and language.

b. MNFs may bring additional capabilities and capacity to forcible entry operations but normally require careful attention to integration. To optimize these MNFs, the JFC and component commanders may need to evaluate interoperability of equipment, conduct additional rehearsals, and employ liaison teams to facilitate integration. Additional training and rehearsal may be required by both US forces and MNFs to fully integrate the multinational elements into the joint forces. Key to optimizing the participation of MNFs

OPERATION ENDURING FREEDOM I—AFGHANISTAN, 2001

Although forcible entry is conducted with the expectation and due preparation for armed opposition, prudent commanders have always sought to conduct such operations in a manner that avoids enemy defenses to the greatest extent possible. Major General Alexander A. Vandergrift, US Marine Corps, clearly articulated that view in his 1943 assessment of operations in the Solomon Islands. He noted that, “A comparison of the several landings leads to the inescapable conclusion that landings should not be attempted in the face of organized resistance if, by any combination of march or maneuver, it is possible to land unopposed within striking distance of the objective.”

The beginning of Operation ENDURING FREEDOM in 2001 provides, perhaps, the best illustration of this idea. Initial campaign actions involved special operations forces and US airpower teamed up with local militias to fight al-Qaeda and the Taliban in northern Afghanistan. While these actions were underway, plans were taking shape to open a second front in southern Afghanistan. On 25 November 2001 the 15th Marine Expeditionary Unit, operating from the USS PELELIU Amphibious Ready Group in the North Arabian Sea, conducted the longest ship-to-objective maneuver in history, moving 400 miles inland to seize the desert airstrip south of Kandahar.

Renamed Forward Operating Base Rhino, this lodgment supported the introduction of additional joint forces via inter-theater airlift. It enabled the isolation and seizure of Kandahar, the last political and military stronghold of the Taliban regime. Merging the complementary strengths of sea power and airpower to great advantage, this approach succeeded in projecting US maneuver forces deep into hostile territory in a manner that was fast and effective while allowing the joint force commander to retain the initiative regarding when and where to give battle.

Various Sources

is understanding their capabilities and coordinating and integrating them into planning and execution as quickly as possible. This may include understanding national limitations placed on contributing forces, as well as the experience and morale of individual units. Both US forces and MNFs may require training and education prior to employment as a force and the exchange of multiple liaison officers (LNOs). Multinational operations are enhanced by the use of collaborative planning and information sharing environments among the mission partners.

For additional information, see JP 3-16, Multinational Operations. For information specific to US participation in North Atlantic Treaty Organization operations, see the appropriate Allied JPs and Allied tactical publications.

CHAPTER II COMMAND AND CONTROL

“ . . . a superior command system may serve as a force multiplier and compensate for weaknesses . . . such as numerical inferiority or the politically induced need to leave the initiative to the enemy.”

Martin van Creveld
Command in War, 1985

1. Purpose

This chapter provides guidance on the employment options, organization of the forcible entry OA, command relationships, major C2 functions, rules of engagement (ROE), and friendly fire prevention that support the conduct of joint forcible entry operations.

2. Force Employment

The JFC should determine the forcible entry capability or combination of capabilities needed to accomplish the mission. Unity of command is vital when amphibious, airborne, air assault, and special operations are combined. Forcible entry is a complex operation and should therefore be kept as simple as possible in concept. All elements of the joint force and supporting commands should understand the commander’s intent, CONOPS, scheme of maneuver, and coordination requirements.

a. If the decision is made to use a combination of forcible entry capabilities to seize a lodgment, the JFC also decides whether to conduct the forcible entry as a concurrent or integrated operation. **Concurrent forcible entry operations** occur when a combination of amphibious raid or assault, airborne, and/or air assault forcible entry operations are conducted simultaneously, but as **distinct operations with separate OAs and objectives** (e.g., the amphibious assault operation around Pearls Airport and the airborne operation at Point Salinas in Grenada during Operation URGENT FURY). **Integrated forcible entry operations** result when amphibious raid or assault, airborne, and/or air assault forcible entries are **conducted simultaneously within the same OA and with objectives that are mutually supporting** (e.g., the airborne operation in support of the amphibious assault landings in Normandy during Operation OVERLORD).

b. **The distinction between concurrent and simultaneous operations** has implications for organizing forces, establishing command relationships, and applying force to accomplish the mission. Factors that may impact the establishing authority’s decision include the following:

- (1) The responsibility for the preponderance of the mission.
- (2) Time, phase, and duration of the operation.

- (3) Force capabilities.
- (4) Threat.
- (5) C2 capabilities.
- (6) The operational environment (OE).
- (7) Recommendations from subordinate commanders.
- (8) Follow-on missions, anticipated operations, or transition considerations based upon the objective(s) of the overall operation or larger campaign plan.
- (9) The diplomatic environment.

3. Organization of the Forcible Entry Operational Area

a. **Maintaining OA Access.** JFCs establish and maintain access to provide a forward presence; establish and maintain forward (intermediate) basing (to include availability of airfields); demonstrate freedom of navigation; and conduct military engagement, security cooperation, and deterrence operations and activities. This effort may also involve maintenance of intertheater air and SLOCs.

b. **AOA.** The AOA is a geographical area of sufficient size for conducting necessary sea, air, and land operations, and within which is located the objective(s) to be secured by the AF. The AOA is normally specified in the initiating directive. This area must be of sufficient size to ensure accomplishment of the AF's mission but not be so large as to be beyond the commander, amphibious task force's (CATF's), control capability or ability to defend. The AOA is three dimensional to include the waters below and the airspace above.

See JP 3-02, Amphibious Operations, for more information on AOAs.

c. **Joint Special Operations Area (JSOA).** The JSOA is an area of land, sea, and airspace assigned by a JFC to the commander of a SOF to conduct special operations activities. The JFC may establish a JSOA when geographic boundaries between SOF and CF are the most suitable control measures. Establishment of a JSOA to conduct operations provides a control measure and assists in the prevention of friendly fire incidents. The special operations commander may also request the establishment of a JSOA. When a JSOA is designated, the special operations commander is the supported commander within the designated JSOA. The special operations commander may further assign a specific area or sector within the JSOA to a subordinate commander for mission execution. The scope and duration of the special operations mission, OE, and diplomatic considerations all influence the number, composition, and sequencing of SOF and supporting forces deployed into a JSOA. It may be limited in size to accommodate a discrete, direct action mission or may be extensive enough to allow a continuing broad range of unconventional warfare (UW) operations.

d. **Airspace Control Area.** The airspace control area for the forcible entry operation is that airspace laterally defined by **the boundaries that delineate the OA**. This airspace may include sub-areas. This airspace may entail any OA and is a means of planning and dividing responsibility. While an OA is in existence, airspace control within the OA is in accordance with JFC guidance, the airspace control plan, and airspace control order.

e. **Control and Coordination Measures.** Control and coordination of forcible entry operations pose a particularly difficult challenge to all elements of the joint force. In addressing this challenge, the JFCs and appropriate commanders may employ various control and coordination measures that will facilitate the execution of operations and, at the same time, protect the force to the greatest possible degree. These measures include, but are not limited to: boundaries that circumscribe OAs, control measures to facilitate joint force maneuver, fire support coordination measures (FSCMs), and airspace coordinating measures.

See JP 3-0, Joint Operations, for guidance on organizing the OA and JP 3-52, Joint Airspace Control, for guidance on organizing the air space control area.

4. Command Relationships for Forcible Entry Operations

a. **JFC Authority.** JFCs have full authority to assign missions, redirect efforts, and direct coordination among subordinate commanders. JFCs should allow Service tactical and operational groupings to function generally as they are organized and trained.

b. **Combatant Commanders (CCDRs).** The CCDR may organize the forcible entry force as a subordinate joint task force (JTF), or the forcible entry force may be organized from an existing component. An initiating directive will provide guidance on command relationships and other pertinent instructions for the duration of the forcible entry operation.

See JP 3-33, Joint Task Force Headquarters, for guidance.

c. **Functional Component Commanders.** The multiple complex tasks confronting the JFC may challenge the JFC's span of control and ability to oversee and influence each task. Designating a joint force functional component commander for a particular functional area allows resolution of joint issues at the functional component level and enhances component interaction at that level. In a large operation, delegating control of the forcible entry operation to a functional component commander will permit the JFC to focus on other responsibilities in the OA. Based on the JFC's guidance, the forcible entry operation may be conducted by functional component commanders. If organized under functional lines, the following information is relevant:

(1) **Joint Force Land Component Commander (JFLCC).** The JFLCC's overall responsibilities and roles are to plan, coordinate, and employ designated forces/capabilities for joint land operations in support of the JFC's CONOPS. The JFLCC will normally command forcible entry operations that involve airborne assaults or air assaults that originate from land bases and will typically designate the commander, airborne/air assault force.

(2) **Joint Force Maritime Component Commander (JFMCC).** The JFMCC's overall responsibilities and roles are to plan, coordinate, and employ designated forces/capabilities for joint maritime operations in support of the JFC's CONOPS. The JFMCC should integrate all of the naval assets such as strike, undersea warfare, and surface warfare, while at the same time coordinating the joint capabilities to support amphibious operations.

(3) **Joint Force Air Component Commander (JFACC).** The JFACC's overall responsibilities and roles are to plan, coordinate, synchronize, and integrate the actions of assigned, attached, and supporting air capabilities/forces in time, space, and purpose in support of the JFC's CONOPS. The JFACC must closely coordinate with the supported functional component commander or JTF commander to establish airspace control and area air defense plans (AADPs) in support of the forcible entry operation as discussed below.

d. **ATF and LF Commanders.** If an amphibious assault is part of the forcible entry operation, it will include air and land assaults that originate from the sea. The JFC may remain the common superior to the CATF and the commander, landing force (CLF), thereby directly performing the role as the commander, amphibious force. The JFC organizes the AF in such a way as to best accomplish the mission based on the CONOPS. The JFC establishes unity of command over AFs by either retaining operational control (OPCON) over the Service or functional component commands executing the amphibious operation or by delegating OPCON or tactical control of the AF. The JFC may also delegate this responsibility to a subordinate commander. If the JFC organizes along functional lines, functional component commanders will normally exercise OPCON over their parent Services' forces and tactical control over other Services' forces attached or made available for tasking. An establishing directive is essential to ensure unity of effort within the AF. Normally, a support relationship is established between the CATF and CLF by the JFC or establishing authority.

For additional information on C2 by functional component commanders, see JP 3-30, Command and Control of Joint Air Operations; JP 3-31, Command and Control for Joint Land Operations; and JP 3-32, Command and Control for Joint Maritime Operations. For further details on amphibious command relationships, see JP 3-02, Amphibious Operations, and JP 3-52, Joint Airspace Control, for guidance on organizing the airspace control area.

e. **Airborne Task Force (TF) Commander.** If an airborne assault is part of the forcible entry operation, it will be delivered by airlift forces from either the CONUS, an ISB, or theater airbase. The airborne TF commander will normally organize the parachute assault force, airlift force, and follow-on airland forces in such a way as to best accomplish the mission based on the CONOPS. The command relationships established among the commander, airborne TF; the commander, airlift force; the JFACC; and other designated commanders of the forcible entry force is an important decision. An establishing JFC directive is essential to ensure unity of effort within and for the support of the airborne assault force. The airborne TF commander will normally exercise responsibility for the airlift plan, to include priority of airdrop and airland sorties, the preparatory fires plan, and the ground tactical plan in the airhead. The airborne TF commander's responsibilities end

upon achievement of a secure airhead line and the establishment of either a JFLCC or designated ground commander command post in the airhead.

f. **C2 of SOF.** When directed, Commander, US Special Operations Command, provides CONUS-based SOF to the GCC. The GCC then exercises C2 of SOF through the commander, theater special operations command (TSOC). When a GCC establishes and employs multiple JTFs and independent TFs concurrently, the TSOC commander may establish and employ multiple joint special operations TFs to manage assets and accommodate JTF/TF special operations requirements. Accordingly, SOF liaison to the JFC is particularly important to coordinate operations of the supported/supporting SOF, advise the JFC of SOF capabilities and limitations, and to deconflict and synchronize SOF that may already be in the OA. When conducting forcible entry operations into an area where SOF are already employed, it is imperative that both conventional and special operations are synchronized, coordinated, and deconflicted throughout the operation.

g. **Forcible Entry Employing a Combination of Forces.** Forcible entry operations employing a combination of airborne, air assault, SOF, and AFs (to include MNFs with these capabilities) **may be under the command of the JFC or a Service or functional component commander** and must be closely coordinated. The command relationships between the JFC and subordinate component commanders are critical to the success of these operations. Once the forcible entry is accomplished, follow-on or transition operations may require changes in command relationships to support the JFC's plan. Supporting operations will be coordinated with the supported commander.

5. Airspace Control



Effective and efficient airspace control complements and supports the joint force commander's operational objectives.

Airspace control increases operational effectiveness by promoting the safe, efficient, and flexible use of airspace while minimizing restraints on airspace users—all while complementing and supporting the JFC’s operational objectives. C2 of airspace requires two key elements: a control authority and a control system.

For further details on airspace control, refer to JP 3-52, Joint Airspace Control.

a. **Airspace Control Authority (ACA).** The JFC normally designates an ACA who has overall responsibility to establish and operate the airspace control system (ACS). The ACA monitors, assesses, and controls OA airspace and directs changes in accordance with the JFC’s intent.

(1) **ACA During Amphibious Operations.** JP 3-02, *Amphibious Operations*, and JP 3-52, *Joint Airspace Control*, provide detailed discussions on airspace control during amphibious assault operations.

(2) **ACA During Airborne/Air Assault Force Operations.** When an airborne or air assault force is the supported entry force in a forcible entry operation, the air component commander for the operation or JFACC (if designated) may use airborne C2 assets to enhance coordination and control of joint air operations and airspace control.

(a) The distances involved and the duration of airborne and air assault operations may require **establishing special air traffic control facilities or special tactics teams (STTs)** to extend detailed control into the objective area.

(b) The volume of air traffic throughout the airhead demands careful coordination to **limit potential conflict and to enable the success of mission-essential operations within the airhead.** A **high-density airspace control zone (HIDACZ)** may be established when planned operations involve a concentrated and complex mix of airspace users and weapons supporting a ground or amphibious operation. Access to a HIDACZ is normally controlled by the maneuver commander. HIDACZ may be established around a drop zone (DZ) or landing zone (LZ) to provide sufficient terrain and airspace to permit safe and efficient air traffic control. The HIDACZ can be nominated by the ground force commander and should, at a minimum, include the airspace bounded by the airhead line. Within the HIDACZ, **all aircraft flights should be coordinated with the DZ, LZ, and the agency responsible for controlling the joint airspace.** The air mission commander coordinates with the assault force commander to select the time on target and the direction of approach into and through the airhead.

b. **ACS.** **The forces involved in the operation largely determine the choices available to the ACA in designating an ACS** to control joint air operations; system interoperability will also be a major determining factor. For the ACS to function effectively, **the ACA must maximize and enhance the capabilities of the collective force using existing control systems.**

(1) **ACS During Amphibious Operations.** The ACS during amphibious operations is discussed in detail in JP 3-02, *Amphibious Operations*.

(2) **ACS During Airborne/Air Assault Force Operations.** The ACA will normally control the airspace through the **theater air control system (TACS)** and the **Army air-ground system (AAGS)** in forcible entries. Situations may limit establishment of ground systems and require airborne or sea-based systems to conduct airspace control. Commanders and staffs should closely monitor and plan the employment of critical communications nodes within TACS/AAGS.

6. Air Defense Command and Control

The OA, including ingress and egress routes, should be protected by an integrated air defense system consisting of air, land, maritime, and space assets supported by cyberspace capabilities. The joint force is particularly vulnerable to attacks by enemy aircraft or surface-to-surface missiles during the early stages of a forcible entry. **The primary objectives for AMD operations are to assist in gaining air superiority and protecting the assault force. The area air defense commander (AADC) integrates the joint force air defense effort.** All available surface-to-air assets should be incorporated into the overall AADP and comply with procedures and weapons control measures established by the AADC. **The AADC will exercise a degree of control of all systems** through established guidelines, determination of weapons control status, and JFC-approved procedural controls.

a. **Air Defense C2 During an Amphibious Assault.** The AADC bears overall responsibility for defensive counterair (DCA) operations of the joint force. In amphibious operations, the AADC may divide the airspace into regions or sectors with regional air defense commanders (RADCs) or sector air defense commanders (SADCs) to enhance the decentralized execution of the DCA operations. To understand the planning and execution of air defense during an amphibious raid or assault and how the maritime commanders and their staffs C2 these operations and function as an RADC or SADC, refer to JP 3-02, *Amphibious Operations*; JP 3-32, *Command and Control of Joint Maritime Operations*; and JP 3-01, *Countering Air and Missile Threats*.

b. Air Defense C2 During Airborne/Air Assault

(1) **During air movement to the OA, the AADC will normally control air defense operations from an airborne platform** (e.g., Airborne Warning and Control System). In practice, extended distances from staging bases to designated OAs may require the AADC to delegate control responsibilities to an air control element on board the airborne platform. Initial air defense assets may be limited to fighter aircraft only. Control of these aircraft will normally be exercised through established procedural controls.

(2) **Forces initially entering the area of operations (AO) should be accompanied by organic, short-range air defense systems** that should be integrated into the air defense C2 architecture. Planned procedural control measures and guidelines may be established by the AADC to expedite integration of assets.

(3) With force buildup and the introduction of follow-on forces into the lodgment area, **more robust, high- to medium-altitude air defense systems will likely become**

available. The forces with these systems establish communications with the AADC's C2 agency in order to be incorporated into the established air defense system.

(4) Once established, **designated AADC control and reporting centers will normally assume air defense control responsibilities** for forces external to an established AOA or AO as defined by the JFC or the initiating directive.

(5) **Specific implications for forces supporting commander, airborne/air assault force, are addressed below.**

(a) Participating naval aircraft may be placed under the control of the appropriate C2 agency.

(b) In some circumstances, naval air defense systems aboard participating ships may be limited. Accordingly, the AADC should take measures to ensure a supporting AF is protected by other means.

7. Communications

Communications systems supporting forcible entry operations should be **interoperable, agile, trusted, and shared.** Interoperability can be achieved through commonality, compatibility, standardization, and liaison. To support agile forces and operational concepts, the communications architecture should be adaptable to a wide range of missions without the need for reconfiguration. The joint force must have confidence in the capabilities of the network and the validity of the information made available by the network. Agile connectivity and effective data exchange should incorporate Internet protocol integration when possible. Sharing allows for the mutual use of information services or capabilities between entities in the OA. Typical forcible entry operations communications will employ satellite communications (SATCOM) and single-channel ultrahigh frequency (UHF), very high frequency, and high frequency radios. The joint force should assume communications will be degraded or denied and plan accordingly. The communications system directorate of a joint staff (J-6) is responsible for providing input to orders, plans, and coordinating communications system support and services during operations.

a. **Communications System Planning.** Once the JFC establishes the specific C2 organization for the forcible entry operation, the information exchange requirements are established as communications system planning begins. Communications system planning must be an integral part of joint force planning. The J-6 plans and establishes the communications system and the communications estimate of supportability during course of action (COA) development and selection under JPP. Communications system planning must be conducted in close coordination with the intelligence directorate of a joint staff (J-2) to identify specialized equipment and dissemination requirements for some types of information. Because communications systems must be built-up at the objective area, some aspects of communications support are unique in forcible entry operations.

For further details on communications system planning, refer to JP 6-0, Joint Communications System.

b. **Communications Support for AF Operations.** JP 3-02, *Amphibious Operations*, and appropriate Service doctrine and tactics, techniques, and procedures should be consulted for fundamental principles, considerations, and best practices related to communications support for an amphibious raid or assault.

c. **Communications Support for Airborne/Air Assault Force Operations.** Communications requirements vary with the mission, size, composition, geography, and location of the joint force and the senior headquarters. Significant considerations for airborne and air assault operations include the use of ISBs and **airborne C2 platforms, to include en route mission planning and intelligence sharing**, which can add to the complexity of managing the communications architecture. **Airborne/air assault forces will initially deploy with a limited communications capability**, largely based on UHF SATCOM. Communications support becomes more robust as signal units and equipment enter the OA via airdrop or are airlanded into the airhead.

(1) C2 relationships, nets, frequency assignments, codes, navigational aids, and any other communications issues **must be resolved before the assault phase begins**.

(2) **Long-range radio communications may be necessary** with US-based forces or ISBs to facilitate control of personnel, supplies, and equipment into the airhead or lodgment. **Long-range communications are initially established from higher to lower headquarters.** The primary means of long range communications will be satellite based. The higher headquarters may be on land, sea, or air and may maintain contact through retransmission and relay sites. The communications plan must ensure interoperability with the overall joint force communications architecture and provide the redundancy for the force to adequately C2 operations.

(3) **Ground commanders in airlift aircraft may communicate with the chain of command over the Army secure en route communications package.** Normally, the airlift mission commander and the airborne TF commander are in the same aircraft. The senior ground commander can advise embarked ground commanders of changes in the ground tactical situation or to the air movement plan.

(4) **Airborne/air assault forcible entry operations require the use of redundant airborne and ground command posts.** Normally, a joint force airborne command post will operate from a joint airborne communications center and command post, while a command post from the airborne/air assault force will operate from a fixed-wing platform with required communications installed or a specially configured C2 rotary-wing aircraft.

(5) **Tactical satellite downlink and other beyond line-of-sight communications systems** can be used to communicate with US Air Force STTs, air mobility LNOs, and contingency response forces (CRFs) in objective areas. The use of **special navigational aids and homing devices** to direct aircraft to specified areas (e.g., a designated DZ) may be necessary. Specialized airborne/air assault force personnel (e.g., STTs or long-range surveillance units) are equipped with **navigational aids, Global Positioning System, and homing devices.** These teams will be employed early to guide the airborne/air assault forces

and provide reconnaissance, surveillance, visual flight rules service, and limited instrument flight rules air traffic control service. Other joint forces, such as SOF or Marine force reconnaissance elements, are also capable of performing some of these functions.

8. Rules of Engagement

The ROE are developed by the Joint Staff and CCDRs and reviewed and approved by the President and Secretary of Defense (SecDef) or other authorized military authority for promulgation and dissemination. Additional ROE to address the specific circumstances of the military operation may be proposed and requested by any commander at any level. Depending on the measure(s) requested, approval by the CCDR, SecDef, and/or President will be required. ROE ensure actions, especially force employment, are consistent with military objectives, US and international laws, and national policies. Joint forces operate in accordance with applicable ROE, conduct warfare in compliance with US and international laws, and fight within restraints and constraints specified by their commanders. Properly developed ROE must be clear, tailored to the situation, reviewed for legal sufficiency, and included in training. ROE will typically vary from operation to operation and may change during an operation. The challenge for a JFC is to ensure the ROE for a forcible entry operation **provides the commander with the flexibility to accomplish the mission, while assuring adherence to political, legal, operational, and diplomatic factors the force may encounter including protecting those persons and objects from attack that are entitled to protected status under the law of war.**

For additional information on ROE, see Chairman of the Joint Chiefs of Staff Instruction (CJCSI) 3121.01, Standing Rules of Engagement/Standing Rules for the Use of Force for US Forces.

9. Friendly Fire Prevention

a. The complexity of forcible entry operations increases the potential for friendly fire incidents and demands **efforts by all elements of the joint force to deliberately reduce the risk of friendly fire incidents.** Friendly force tracking provides JFCs with enhanced situational awareness that can help to reduce friendly fire incidents.

b. **Primary Mechanisms for Friendly Fire Prevention.** Detailed integration of maneuver, fire support, and AMD operations are required to prevent friendly fire incidents. Coordination center personnel seek to prevent friendly fire through close coordination at all levels by maintaining situational awareness. Use of FSCMs, coordination of position areas, and the consideration of the locations of friendly forces during target analysis all contribute to safeguarding friendly units.

For further details on preventing friendly fire incidents, refer to JP 3-01, Countering Air and Missile Threats; JP 3-09, Joint Fire Support; JP 3-09.3, Close Air Support; and JP 3-52, Joint Airspace Control.

c. **Liaison.** Liaison elements provided by supporting components can advise supported commanders on component capabilities and limitations and can assist in the coordination, integration, and synchronization of operations, ultimately preventing losses from friendly fire.

CHAPTER III PLANNING

“Now the general who wins a battle makes many calculations in his temple before the battle is fought. The general who loses a battle makes but few calculations before-hand. Thus do many calculations lead to victory, and few calculations to defeat: How much more no calculation at all! It is by attention to this point that I can see who is likely to win or lose.”

Sun Tzu, *The Art of War*, c. 500 BC

1. Purpose

This chapter provides information on planning forcible entry operations. Existing JPPs and considerations are used in planning these operations.

2. Forcible Entry and the Joint Planning Process

Joint planning is conducted using a disciplined process described in policies and procedures established in the Adaptive Planning and Execution (APEX) enterprise. These processes facilitate both deliberate planning and crisis action planning (CAP). During deliberate planning, the campaign plan, operation plan (OPLAN), or concept plan (CONPLAN), and supporting annexes for an operation or campaign are prepared. This includes forcible entry operation requirements. CAP is used to expand an approved or directed COA into a detailed operation order (OPORD) and sourced time-phased force and deployment data (TPFDD) by modifying an existing OPLAN, expanding an existing CONPLAN, or developing a completely new OPORD when there is no preexisting OPLAN.

a. Forcible entry operations require extensive JIPOE. The primary purpose of JIPOE is to support the JFC’s planning and decision making by identifying, analyzing, and estimating the enemy’s centers of gravity, critical factors, capabilities, limitations, requirements, vulnerabilities, intentions, and COAs that are most likely to be encountered by the entry force.

b. Time, distance, physical attributes of the OA, agreement/arrangement with other partner nations, or the nature of the crisis may dictate the deployment of a joint force to staging areas outside the US. Likewise, authorizations may be required to conduct advance force operations in the OA to prepare the OE for the introduction of combat forces. Commanders and operational planners may have to compress planning timelines to meet time-sensitive mission requirements. **Time-sensitive situations will likely demand actions to:** establish joint staffs and exchange liaison personnel as soon as command relationships are defined, conduct parallel planning at all command levels, establish the supporting intelligence architecture from national to tactical levels, pre-position airlift and sealift with supported units, load unit sets of equipment and Army pre-positioned stocks-3 (APS-3) ashore on surge sealift ships at US or allied seaports of embarkation (SPOEs),

direct the movement of afloat pre-positioning force (APF) ships to the OA, embark personnel and equipment at US or allied aerial ports of embarkation (APOEs), carefully plan for aerial and amphibious embarkation and debarkation, and conduct reconnaissance and surveillance operations.

For further detail on amphibious embarkation and debarkation, see JP 3-02.1, Amphibious Embarkation and Debarkation.

c. Forcible entry will require well-trained and well-prepared joint forces capable of executing operations on short-notice. It is essential all key elements associated with the operation are included in planning from the onset. This ensures resources needed are available in a timely manner and that ample time is available for preparation. When operations require specialists, it is essential the requirements are identified early and those organizations are included in planning.

3. Forcible Entry Planning Considerations

JPP underpins planning at all levels and for missions across the range of military operations. The process is designed to facilitate interaction between commander, staff, and subordinate headquarters throughout planning. Forcible entry planning can occur during deliberate planning or CAP. The JFC, staff, and subordinate and/or supporting commanders and staffs follow JPP and consider the following factors when developing forcible entry operations.

a. **Planning Initiation.** The President, SecDef, or the Chairman of the Joint Chiefs of Staff may initiate planning to develop military options to respond to a potential or actual crisis for an operation requiring forcible entry. Additionally, GCCs and other commanders may initiate planning on their own authority when they identify a planning requirement not directed by higher authority.

b. **Mission Analysis.** The joint force mission describes the essential task or set of tasks, together with the purpose, clearly indicating the action to be taken and the reason for doing so. In analyzing a forcible entry operation, the JFC and staff consider:

- (1) Higher mission and guidance.
- (2) A thorough JIPOE, including:
 - (a) Threat to joint forces en route to, and operating in, the OA.
 - (b) Geography of the OA.
 - (c) Lodgment terrain and infrastructure, with a critical eye on the ability to support follow-on operations.
 - (d) A characterization of the information environment.
- (3) Operational reach and approach.

- (4) Forces available including multinational and indigenous.
- (5) Time available.
- (6) Strategic and operational aims, including the military end state.
- (7) Command relationships and force composition.
- (8) Combat power required to establish the lodgment.
- (9) Operational restrictions that may inhibit subordinate commanders.
- (10) Initial staff estimates.
- (11) Media and public perception.

(12) Consideration of lessons learned and best practices from previous operations.

For more discussion on staff estimates, see JP 5-0, Joint Planning.

c. **COA Development.** In the development of a forcible entry COA, five phases are addressed: preparation and deployment, assault, stabilization of the lodgment, introduction of follow-on forces, and termination or transition. To produce a valid COA, the following should be considered (Chapter IV, “Operations,” further expands on the five phases):

(1) **Phase I (Preparation and Deployment).** Considerations include the following:

(a) Determine the forcible entry option(s) to be executed, how those operations will support campaign success, and the command relationships required.

(b) Determine deployment sequencing of forces that supports gaining access into the objective area, the initial assault, reinforcement, and the introduction of follow-on forces.

(c) Determine requirements for local air and maritime superiority to conduct the forcible entry operation.

(d) Determine requirements to integrate IRCs to conduct and sustain the forcible entry operation.

(e) Determine requirements to gain and maintain cyberspace superiority and space superiority to conduct and sustain the forcible entry operation.

For more information on cyberspace capabilities, see JP 3-12, Cyberspace Operations. For more information on space operations, see JP 3-14, Space Operations.

(f) Determine forcible entry go/no-go criteria based on the approved operation.

(g) Commanders must plan for culmination and retrograde criteria in the event that transition to Phase II (Assault) is no longer viable or a decision is made to terminate the operation.

For more information on culmination, see JP 5-0, Joint Planning. For more information on retrograde operations, see JP 3-35, Deployment and Redeployment Operations.

(2) **Phase II (Assault).** Considerations include the following:

(a) Analyze objectives and potential lodgment with regard to:

1. The proposed ground tactical plan.
2. Potential capability for air and sea landing of personnel and equipment.
3. Space within the lodgment and maneuver space for future operations.
4. Vulnerability to interdiction and counterattacks.

(b) Determine operating facilities and/or infrastructure to support operations.

(c) Identify forces securing airheads and/or beachheads (e.g., amphibious advance force, special operations advance force, pre-assault, and LFs).

(d) Plan for reception of reinforcing forces (if required) and follow-on forces for subsequent operations.

(3) **Phase III (Stabilization of the Lodgment).** Considerations include the following:

(a) Identify the requirements for reinforcing forces and projected deployment flow, with attention to:

1. Cross-loading among lift assets.
2. Task-organization by arrival sequence.

(b) Identify potential restrictions and/or limitations in force flow and solutions for eliminating and/or reducing them accordingly.

(c) Establish redundancy of force capability in deployment flow for added flexibility.

(d) Establish call-forward procedures for reinforcing forces, if required.

(e) Calculate throughput capability of ports of debarkation.

(f) Determine preparation requirements needed to reinforce forces for combat on arrival.

(g) Determine requirements for expansion of the lodgment.

(h) Establish force link-up procedures.

(4) **Phase IV (Introduction of Follow-on Forces).** Considerations include the following:

(a) Identify tasks for follow-on forces.

(b) Prepare for arrival of follow-on forces.

(c) Coordinate arrival and/or disposition of APF (maritime pre-positioning force [MPF]) and APS-3 ships and equipment ashore.

(d) Determine capabilities of ports of debarkation (e.g., throughput capacity, ramp space, draft, sea states, ammo net explosive weight restrictions).

(5) **Phase V (Termination or Transition).** Considerations include the following:

(a) Continue planning and coordination actions initiated in early phases.

(b) Plan for reconstitution and redeployment of the assault force.

(c) Plan to terminate the forcible entry portion of the joint operation.

(d) Plan for transition to follow-on operations or termination of the entire joint operation. Plan for follow-on operations may include the use of nonlethal weapons to limit casualties, collateral damage, and reconstruction requirements. Prior training should be conducted for the effective employment of nonlethal weapons.

(e) Plan for hand-over to civil authorities (if applicable).

JP 3-57, Civil-Military Operations, provides guidance on transition planning.

d. **COA Analysis and Wargaming.** The commander and staff analyze each COA separately according to the commander's guidance to bring out relevant factors in each COA. Wargaming provides the means for the commander and participants to analyze a COA and obtain insights not otherwise discernable. A JFC can use red teams to provide insights and alternatives during planning, execution, and assessment to:

(1) Broaden the understanding of the OE.

(2) Assist the commander and staff in framing problems and defining end state conditions.

(3) Challenge assumptions.

(4) Consider the perspectives of the enemy and others, as appropriate.

(5) Aid in identifying friendly and enemy vulnerabilities and opportunities.

(6) Assist in identifying areas for assessment, as well as the assessment metrics.

e. **COA Comparison.** The staff will evaluate COAs using governing factors identified during the wargame in order to identify the COA with the highest probability of success.

f. **COA Approval.** The staff determines the best COA and presents a recommendation to the commander for approval.

g. **Plan or Order Development.** Deliberate planning results in plan development, while CAP will typically lead directly to OPOD development.

JP 5-0, Joint Planning, provides guidance regarding APEX and JPP.

h. **Red Teaming.** Forcible entry, particularly from the sea, is one of the most difficult and complex operations in warfare. The level of difficulty and complexity are underscored by the dynamic factors that could adversely impact operational success—weather, sea states, maintenance readiness of connectors, training and experience of ships crews, and LFs are only a few potential single-points-of-failure factors. Perhaps the single, largest factor that will impact operational success is the disparate elements of the joint force's understanding of how they must achieve unity of effort and appreciate the aforementioned factors' adverse impact on the operation. During forcible entry operation planning, the JFC should use red teaming to mitigate the inherent risk and promote a uniform appreciation of forcible entry.

i. **Assessment.** Assessment is critical to determining the progress of joint forcible entry operations and if real-time adjustments need to be made to the conduct of operations. The assessment process must be planned for and prioritized early in the planning process. The first step in assessment planning is to gather relevant data and tools that will aid in understanding the joint forcible entry OE. This can be accomplished through historical data, guidance, or knowledge of the operation or OA facilitated by JIPOE to establish an OE baseline to support mission analysis early in JPP. This data will be used in understanding the differences between the current conditions and the desired conditions within the OE. By understanding the current and the desired conditions of the OE, the planners, advised by the J-2 on what aspects of the OE to measure and how to measure them, can develop assessment measures based on relevant, observable, and measurable indicators. These indicators become urgent intelligence requirements for staff consideration as priority intelligence requirements (PIRs). PIRs are used by the J-2 to direct collection, as well as analysis and production, to support continuous JIPOE with all

available information for determining changes in the OE relative to the initial planning OE baseline. In this manner, relevant and measurable indicators are determined during planning and revised, observed, and analyzed during execution to assess progress or regression relative to desired effects indicating success or failure of actions. When planning for the relevant effects, measures, and indicators, it is important for the planner to think in terms of the entire OE and capabilities of both friendly and enemy forces. By focusing on the relevant capabilities, resources, and vulnerabilities, the planner will be able to build performance and effectiveness measures, as well as indicators that anticipate the likelihood of achieving or not achieving objectives. Finally, the planner must realize and identify feedback mechanisms through which reporting can be accomplished. Feedback mechanisms will be the conduit through which the operation will acknowledge reinforcement of successful actions or the need to deviate/refocus assets to create a more desired effect within the operation.

Refer to JP 3-0, Joint Operations, for more information on operational estimates. For more information on assessments, assessment planning, and red teams, see JP 5-0, Joint Planning.

Intentionally Blank

CHAPTER IV OPERATIONS

“Success in war depends upon the Golden Rule of War. Speed—Simplicity—Boldness.”

**General George S. Patton, US Army
Inscribed in his field notebook - 1921**

1. Purpose

This chapter provides information on the execution of forcible entry operations. Section A, “Integration and Synchronization,” describes the five phases of a forcible entry operation and discusses the integration and synchronization of these operations in the context of the forcible entry phases. Section B, “Supporting Operations,” focuses on supporting operations such as intelligence, IO, and special operations in support of forcible entry operations.

SECTION A. INTEGRATION AND SYNCHRONIZATION

2. Introduction

a. **General.** This section highlights some common issues and considerations that integrate and synchronize activities during a forcible entry operation. The discussion that follows is not a checklist, but may be used by JFCs and staffs, as appropriate to meet their specific needs.

b. **Rehearsals.** In order to integrate, synchronize, and confirm the timing of an operation, **the JFC may choose to** conduct a rehearsal (other benefits of rehearsals are listed in Figure IV-1). Rehearsals at the operational level range in scope from **joint force exercises** (driven by resource, time, space, and force availability constraints), to **command post exercises** supported by computer-aided simulations, to **commanders and/or key personnel conferences**. The decision to conduct rehearsals will be influenced by the time available and by the need to protect critical information and indicators regarding the operation.

Operation Plan Rehearsal Benefits

- Common Understanding
- Unity of Effort
- Articulate Supporting Intentions
- Subordinate and Supporting Commanders' Questions
- Branches or Sequels
- Integration and Synchronization

Figure IV-1. Operation Plan Rehearsal Benefits

3. Forcible Entry Operations Phases

Forcible entry operations are normally conducted during the seize the initiative or dominate phase of a joint operation. Within the context of these phases established by a higher-level JFC, the forcible entry operation commander may establish additional phases that fit the forcible entry CONOPS. **Forcible entry operations may be planned and executed in the five phases listed in Figure IV-2.** Planning for each phase should include branch and sequel planning. Transitions between these phases are designed to be distinct shifts in focus by the joint force, often accompanied by changes in command or support relationships. The activities that predominate during a given phase, however, rarely align with neatly definable breakpoints. The need to move into another phase is normally identified by assessing that a set of objectives are achieved or the enemy has acted in a manner that requires a major change in focus for the joint force and is, therefore, usually event driven, not time driven. Changing the focus of the operation takes time and may require changing commander’s objectives, desired effects, measures of effectiveness, priorities, command relationships, force allocation, or even the organization of the OA. Appendix B, “Control Joint Forcible Entry Operations,” provides considerations in a notional checklist format to assist with the planning and conduct of joint forcible entry operations.

For further information on phasing in joint operations, refer to JP 3-0, Joint Operations, and JP 5-0, Joint Planning.

a. **Preparation and Deployment (Forcible Entry Phase I).** Forcible entry operations are conducted by organizations whose force structures permit rapid deployment into the objective area. Joint forces may deploy directly to the OA or to staging areas to prepare for subsequent operations.

(1) **Planning.** The JFC, the component commanders, and their staffs must be intimately involved in planning and executing the deployment of forces to the OA.

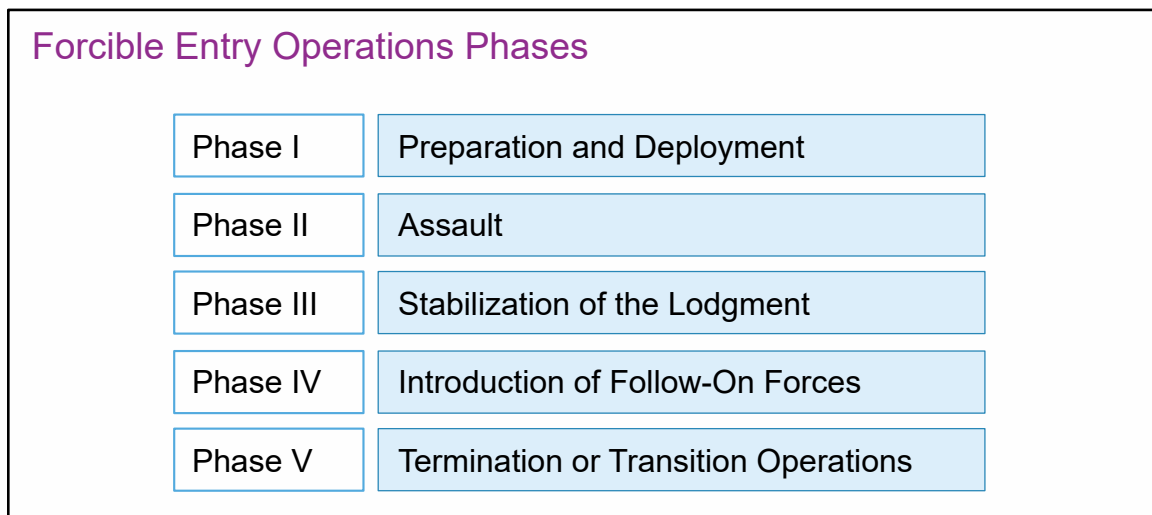


Figure IV-2. Forcible Entry Operations Phases

Planning should begin as early as possible, including developing contingencies during peacetime. Staffs should plan all phases, including transition, as a synchronized and continuous operation. During this phase, planners should include multinational partners, other DOD agencies, US Government departments and agencies, and interagency participants based on the JIPOE and plan for the operation or campaign and information sharing agreements. MILDEC should always be integrated into planning for joint forcible entry operations. Planning should take advantage of, and build upon, any ongoing security cooperation, military engagement, and deterrence activities that have been used to shape the OE to this point.

(2) **Movement.** Forcible entry operations involve **movement planning** from both strategic and operational perspectives. These operations involve movement from marshalling areas, as well as loading and departure from ports and ISBs for the sequenced movement of forces to objective area(s) in accordance with the OPORD. During this phase, the forcible entry force will typically conduct **rehearsals of the operation** as time and resources permit.

(3) **JIPOE. Increased intelligence collection efforts** focus on gathering information to satisfy JFC's PIRs and determining if the required conditions for the assault have been established (e.g., local air superiority has been achieved). **Reconnaissance and surveillance assets** (e.g., SOF) **may be inserted into the objective area** during this phase as part of this effort. Collection efforts should include environmental factors such as weather conditions; marine forecast (i.e., currents, tides, waves, swells, and wind speeds), flight conditions; signal propagation ranges; and targeting optimization and safe operation limits of the platforms, systems, or weapons to be used in the mission. The joint meteorological and oceanographic officer provides planners with relevant environmental information necessary for the forcible entry operation.

(4) **Transition to Assault.** During phase I, **support forces set the conditions that are required for a successful assault** by isolating the lodgment and achieving local air and maritime superiority. Support forces set the conditions and support the conduct of forcible entry operations. Air interdiction, naval surface fire support (NSFS), SOF missions, cyberspace operations (CO), and/or other actions to prepare assault objectives will normally occur prior to the commitment of assault forces. In other situations, political or operational considerations may preclude such actions prior to the initiation of the assault phase of the operation.

(5) **Insertion of SOF.** In addition to conducting special operations during the assault, SOF may be introduced to the area well in advance of a possible assault to develop or prepare an area for forcible entry. For example, UW and the use of surrogate forces can significantly reduce enemy defensive capabilities. Special reconnaissance may provide detailed intelligence not available by any other means. Special operations can be vital to shaping or deterrence actions throughout the period preceding the forcible entry. SOF regional expertise and support to JIPOE are often vital in planning and execution.

b. **Assault (Forcible Entry Phase II).** Phase II begins with **joint force assaults** to seize initial objectives in the lodgment and concludes with the **consolidation of those objectives.**

(1) **Initial Assaults.** Initial assaults are designed to surprise and overwhelm the enemy with decisive force and to protect assault forces as they accomplish assigned missions. SOF and IRCs may be employed in advance of assault forces to identify, clarify, and modify conditions in the OA and/or to conduct reconnaissance, surveillance, and interdiction operations well beyond the initial assault objectives. Opening entry points will involve actual assault by various combinations of amphibious and airborne forces to achieve a coup de main or enable follow-on operations through the seizure of existing ports and airfields or the establishment of expeditionary facilities. SOF may be used in combination with naval forces to conduct assaults to open entry points. **Planning for this phase may include pre-assault strikes** by cruise missiles; armed unmanned aircraft; fixed-wing or tiltrotor aircraft; attack helicopters; NSFS to destroy enemy forces in the objective areas; and/or enemy ground force reserves, aircraft, missiles, weapons of mass destruction (WMD), and naval forces that could disrupt the operation. Assault forces may use multiple approaches and entry points to deceive the enemy and diminish their ability to observe, orient, decide, and act.

(a) **Initial Entry Forces.** These are the first forces to enter onto foreign territory. They include both CF and SOF. Initial entry forces' defining characteristic is their ability to insert offset from infrastructure (such as airfields and seaports) by air, surface, or subsurface assault or infiltration means as tactically coherent units and formations that are able to operate immediately upon arrival. The means of assault insertion include air assault, amphibious assault, airborne assault, and airland operations. Initial entry forces are able to operate for predetermined periods of time without a need for external sustainment. The concept of initial entry forces (and reinforcing entry forces) is scalable and applies to small entry operations, as well as to larger entry operations.

See JP 3-02, Amphibious Operations, for a discussion of the advance echelon as the initial assault force during an amphibious operation.

(b) **Reinforcing Entry Forces.** Reinforcing entry forces reinforce initial entry forces shortly after the initial entry. Reinforcing entry forces (which may be either CF, SOF, or a combination thereof) are more heavily equipped than initial entry forces in order to increase the fire support, protection, maneuver, or other required capabilities to support initial operations. They do not require reception, staging, onward movement, and integration (RSOI) upon arrival and can operate immediately or shortly after landing. However, reinforcing entry forces must follow the initial entry forces into the AO due to offload security requirements that must be met prior to their introduction. Closing the reinforcing entry forces on the initial objectives quickly is critical to ensuring the survival of the initial entry forces during opposed entry operations. Depending on the specific mission of the reinforcing entry forces, existing infrastructure may be needed to support offload, or the reinforcing entry forces may be the force creating the expeditionary infrastructure (such as expeditionary airfields) needed to support receipt of follow-on forces and replenishment of logistics for the initial entry forces. Some limited-duration missions may only employ initial entry forces and not require the capabilities of reinforcing entry forces. For entry missions limited in scope and duration, a

planned withdrawal with little to no use of follow-on forces is normally expected. The assault follow-on echelon is that echelon of the assault troops, vehicles, aircraft, equipment, and supplies for an amphibious assault which, although not needed to initiate the assault, are required to support and sustain the assault.

(2) **Overcoming A2/AD Threat Capabilities.** The JFC will be faced with natural and man-made obstacles intended to restrict or halt movement that allows the enemy to mass its forces and repel the assault. Naval mine countermeasures (MCM) forces may be required to conduct MCM operations in order to clear transit routes and OAs of sea-based mines and/or obstacles in order to facilitate rapid movement of LFs and follow-on forces from the sea. Explosive ordnance disposal (EOD) personnel and combat engineers enhance the mobility of assault forces on land by clearing roads and airfields of explosive hazards and other obstacles. Combat engineers support forward aviation ground units by conducting forward aviation combat engineering operations. EOD forces also have the capability to locate, access, identify, diagnose, render safe/neutralize, recover, exploit, and dispose of weapons and explosives that threaten personnel, which include captured enemy ammunition, unexploded explosive ordnance, improvised explosive devices (IEDs), and CBRN munitions. The JFC will also face a dramatic improvement and proliferation of weapons and other technologies capable of denying access to, or freedom of action within, an OA. These may come not only from advanced technologies, but also from the innovative use of basic, even crude, capabilities. Typical of these crude capabilities are clandestine networks employing improvised devices to include IEDs. In an improvised threat environment, the JFC will need to establish exploitation centers and exploitation reachback procedures. These exploitation capabilities are needed to defeat threat attempts to maintain anonymity. Threat groups attempting to preserve anonymity may include, insurgent, terrorist, and criminal networks. As a result of improvements in these A2 capabilities, deploying forces will find themselves at risk at greater ranges. Personnel, supplies, and equipment located in rear areas once thought to be secure, increasingly, will be targeted. Some enemies will possess limited numbers of these capabilities, but others will deploy fully integrated and layered advanced A2/AD systems that may be guided by a single C2 system and employed in mutual support so that, to defeat one capability, an attacker must expose himself to others. For example, maritime forces and capabilities may be required in the littoral to support operations inland while defending against threats from shore-based defenses, coastal submarines, and small attack craft.

For more information on overcoming obstacles, see JP 3-34, Joint Engineer Operations; JP 3-15, Barriers, Obstacles, and Mine Warfare for Joint Operations; JP 3-15.1, Counter-Improvised Explosive Device Operations; and JP 3-42, Joint Explosive Ordnance Disposal.

(3) **Main Assault.** Assault forces can enter objective areas via parachute assault, air LFs, helicopter-borne air assault, tiltrotor aircraft, and amphibious assault. Throughout the assault phase, **landed forces must have immediately available joint fire support** to destroy, interdict, or suppress enemy forces and missile defense. The joint force must maintain the initiative and rapidly prepare to receive follow-on forces to develop the combat power necessary to secure the lodgment. CAS and NSFS are critical resources during the assault. Depending on resources available to the JFC, **the introduction of LFs**

MINES AT WONSAN—KOREA, 1950

During the rapid advance following the Inchon landing and breakout from Pusan, US and ROK [Republic of Korea] forces advanced rapidly up the eastern coast. The US X Corps planned for an amphibious assault at Wonsan, the only useable North Korean landing area.

Evidence began to mount that the North Koreans were mining the coastal waters of North Korea. Three US ships, the Brush, Mansfield, and Magpie, struck mines and suffered heavy damage. Although intelligence sources indicated enemy mines were being laid in coastal waters, little was known about the location and extent of these mine fields. North Korean interests certainly dictated, however, that the sea approaches to Wonsan should be mined.

In a series of conferences from 2 to 4 October, Admiral Struble and his staff decided to form the Advance Force Joint Task Force 7, which would proceed to the objective area and begin minesweeping at the earliest possible date. All minesweepers available were to be concentrated for the task. The group comprised 21 vessels, including 10 American and 8 Japanese minesweepers, and 1 South Korean vessel used as a minesweeper. Minesweeping operations at Wonsan began on 10 October. A search by helicopter over the harbor channel showed it to be heavily mined inside the 30-fathom curve. The plan to sweep this channel was canceled and another substituted - to sweep from the 100-fathom curve down the Russian Hydropac Channel passing between Yodo and Hwangt'o-do Islands. By 12 October this channel had been swept a distance of twenty-four miles from the 100-fathom curve. Ten miles remained to the inner harbor.

At this point the novel idea was advanced of exploding mines along a narrow passageway by aerial bombing which would permit the lead sweeps to pass.

On 12 October, 39 planes from the carriers Philippine Sea and Leyte flew down the Russian channel dropping 1,000-pound bombs.

Three minesweepers, the Pirate, Pledge, and Incredible, then entered the bombed channel to resume minesweeping. Northwest of Yo-do Island the Pirate struck a mine at 1209; the Pledge hit one six minutes later. Both vessels sank. As the Incredible, third in line, maneuvered into safe water, enemy shore batteries opened fire. Twelve men went down with the two sunken ships. One enlisted man died later from wounds. At least 33 others were wounded and injured in varying degrees; some sources place the number of wounded as high as 99. The Incredible itself rescued 27 survivors.

The menace of shore batteries was removed on 17 October when ground forces of the ROK I Corps, which had already captured Wonsan, gained control of the peninsulas and islands commanding the harbor approaches.

Casualties from mines continued. On 18 October two ROK Navy vessels struck mines in the Wonsan area; one was disabled at the entrance to the harbor, and the other, a minesweeper, was sunk. The next day a Japanese minesweeper struck a mine and sank. The risk of sending transports with troops to the beaches was still great. The presence of ground mines in the shallow water made necessary a thorough magnetic sweep of the close-in approaches to the landing beaches. Because troops of the ROK I Corps were now well past Wonsan, the military situation did not warrant an unnecessary risk in unloading the Marine units. Admiral Struble, therefore, recommended that they not be unloaded on 20 October as planned, but that D-day be deferred until the minesweeping could be completed. Admiral Joy and General MacArthur concurred.

**South to the Naktong, North to the Yalu
Roy E. Appleman—1961**

may be combined with simultaneous strikes against other key enemy assets throughout the OA in order to prevent the enemy's ability to react effectively. Entry-capable forces must be able to deploy rapidly and be employed immediately upon arrival without the requirement for RSOI.

(4) **Transition to Stabilizing the Lodgment.** The main assault may transition to offensive, defensive, or retrograde operations as described by the JFC's operational concept and by the introduction of follow-on forces to assist in securing the lodgment and continue on to follow-on operations without an operational pause.

c. **Stabilization of the Lodgment (Forcible Entry Phase III).** Stabilization involves **securing the lodgment** to protect the force and ensure the continuous landing of personnel and materiel, **organizing the lodgment** to support the increasing flow of forces and logistic resource requirements, and **expanding the lodgment**, as required to support the joint force in preparing for and executing follow-on operations. Force buildup begins with the securing of objectives by assault forces and must be consistent with the overall operation or campaign plan with regard to the proper balance of combat forces and logistics required to conduct subsequent operations. The joint force takes immediate steps to optimize lodgment throughput capabilities.

(1) **Securing the Lodgment.** Whether the forcible entry is envisioned as the establishment of a lodgment to enable future combat operations, or as a coup de main, the lodgment must be secured and protected in order for it to serve as an entry point for follow-on forces and sustainment. Based on the JFC's analysis of the threat and available forces, the lodgment is expanded, as required. Lodgment security is continuous and enables organization and expansion.

(2) **Organizing the Lodgment.** Details concerning the introduction of follow-on forces must be prepared during the planning phase of the operation. Commanders introduce reinforcing forces, as required, based on the tactical situation. All means of delivery are exploited to maximize combat power in the lodgment. Aerial ports of debarkation (APODs) and seaports of debarkation (SPODs) must be secured and repaired,

as necessary. Appropriate logistic and communications infrastructure must be established as quickly as possible to facilitate the reception of follow-on forces.

(3) **Expanding the Lodgment.** Expansion is when the lodgment is not fully established and the introduction of combat power significantly contributes to the development of the security situation. During the expansion, the capacity of ground forces to maintain the lodgment in the face of a coherent enemy response should significantly increase.

(4) **Transition to Introducing Follow-on Forces.** Though intended to conduct follow-on operations, in extreme circumstances, **follow-on forces may be required to assist assault forces in the seizure of initial objectives** or may be used to help secure and defend the lodgment. Provisions must be made to clear follow-on supplies and equipment immediately from offload points to maximize airlift and sealift efficiency. **The joint force must avoid an unnecessary operational pause.** The tempo of operations directed against the enemy must be maintained to prevent the enemy from reorganizing and effectively countering the establishment of the lodgment.

d. Introduction of Follow-on Forces (Forcible Entry Phase IV)

(1) **Purpose of Follow-on Forces.** *(Note: This phase is required when subsequent operations are planned for conduct in or from the lodgment.)* Follow-on forces provide the JFC with **increased flexibility to conduct operations as required by operational conditions**; once the lodgment has been established with APODs and SPODs, a joint security area may be identified and developed to facilitate and provide security for



The joint force must maintain the initiative and rapidly prepare to receive follow-on forces to develop the combat power necessary to secure the lodgment.

subsequent support operations. Follow-on forces and equipment may flow via air LOCs and SLOCs into the APODs and SPODs located within the now-established lodgment. In general, follow-on forces require some form of RSOI activities before they are able to conduct operations and arrive using the existing airfields and seaports or expeditionary airfields and seaports. During this phase, joint logistics over-the-shore (JLOTS) operations commence in earnest. Follow-on forces may also deploy to the OA to link up with pre-positioned equipment. Initially, airfield operations may be conducted in a combat environment. Airfield operations and security should conform to currently published guidance (see the Army Techniques Publication [ATP] 3-17.2/Marine Corps Reference Publication [MCRP] 3-20B.11/Navy Tactics, Techniques, and Procedures [NTTP] 3-02.18/Air Force Tactics, Techniques, and Procedures [AFTTP] 3-2.68, *Multi-Service Tactics, Techniques, and Procedures for Airfield Opening*, and JP 3-17, *Air Mobility Operations*) and in accordance with any valid Service or multinational agreements or plans. Once the airfield is secure and open for full operations, improvements can be made to provide the capacity for aircraft maintenance and parking. Follow-on force equipment will largely flow from pre-positioned stocks.

(2) **Ground Offensive Operations.** In some operations and campaigns, the follow-on forces will conduct ground offensive operations to link up with forces in the lodgment. This may involve offensive operations conducted by forces from the lodgment in conjunction with the attacks being conducted by friendly forces beyond the lodgment. At Anzio, in 1944, reinforced Allied forces succeeded in breaking out of the lodgment and linking up with the US Fifth Army as part of a larger offensive across the Italian peninsula.

(3) **MPF and APS-3.** MPF and APS-3 options provide the JFC with **significant combat capabilities to initiate or prosecute follow-on operations.** Fundamental requirements for MPF or APS-3 operations include intertheater lift and a secure environment (e.g., arrival airfields, ports, and/or beaches) for arrival, off-load, and assembly of forces. These are the conditions necessary for a forcible entry operation.

(a) **MPF.** The purpose of an MPF operation is to rapidly establish a Marine air-ground TF ashore that is prepared to conduct military operations.

(b) **APS-3.** When available, the APS-3 provides the GCC or designated subordinate JFC with a similarly responsive brigade size armored force to be employed rapidly in response to a crisis situation. Like the MPF, this capability consists of the equipment required by brigade combat teams (BCTs) and enabling units to conduct a wide range of operations.

(4) **Follow-on Force Preparation for Subsequent Operations.** Ideally, all follow-on forces will be organized and tailored so they are ready for combat upon arrival in the lodgment. However, in most situations, follow-on forces will require a period of time to link up with equipment, organize, and prepare for operations that follow the forcible entry. The following organizations can enable the start of subsequent operations.



Elements of a Marine expeditionary unit move from ship-to-shore by way of landing craft, air cushion.

(a) **CRF.** The CRF is composed of Air Force personnel and assets, trained and equipped to secure after seizure, assess, open, and initially operate airfields. The CRF provides engineer, security, communications, and airfield support assets needed to support the forcible entry effort. Special capabilities, not present in every CRF, include airborne, air assault, and pathfinder; expanded combat communications; and expeditionary engineering.

(b) **Combat Communications Groups (CCGs).** The CCGs provide air traffic control personnel/services, to include various deployable air traffic control and landing systems such as mobile control towers, tactical air navigation systems, and precision approach systems required to support all-weather aircraft operations. CCG forces can also be deployed to temporarily restore damaged, destroyed, or incapacitated fixed resources during peacetime operations and may be tailored to provide the required level of air traffic control service. CCG forces are organized to support DOD requirements, as well as certain tactical communications projects. All packages contain an organic maintenance capability. However, they do not contain an airfield management package or personnel.

(c) **STTs.** STTs are comprised of Air Force combat control, combat weather, and pararescue personnel. The STT has the capability to assess, establish, and control LZs; provide weather observations and forecasting; and provide battlefield trauma care. They employ with airfield seizure forces, CRF, or unilaterally to provide terminal control of the airfield. Combat control personnel are qualified as joint terminal attack controllers.

(d) **820th Base Defense Group.** This Air Force battalion-sized unit is comprised of three rapidly deployable base defense squadrons. Each multi-functional squadron contains security forces, intelligence, emergency management, engineering, communications, medical, logistics, and administration personnel able to operate with limited support from other deployed forces. The unit is trained and equipped to perform airborne insertion, air assault operations, airfield security assessments, base defense, mounted/dismounted patrolling, and C2 of defense forces for one large base or several small sites. Additionally, the squadrons can link with other integrated defense or initial entry/base seizure forces and provide a secure and smooth transition to airfield opening forces.

(e) **Maneuver Enhancement Brigade.** When task organized with subordinate units, this Army brigade provides protection and enhances the mobility of supported forcible entry forces. Following a forcible entry assault, the brigade supports BCTs with tailored engineer, military police, CBRN, and other supporting capabilities required for successful subsequent entry and decisive operations.

(f) **Air Force Air Mobility Liaison Officers (AMLOs).** AMLOs integrate with supported joint force component staff function(s) at the echelon(s) making decisions for air movement and sustainment planning, validation, prioritization, preparation, and execution. They are organized to advise ground force commanders on air mobility issues and may be granted coordinating authority and direct liaison authority to provide essential coordination and enhance the interoperability between the global mobility enterprise, supported combatant commands, joint force partners, and other authorized mobility users in garrison and forward deployed.

For additional information regarding the Air Force's airbase opening capabilities, refer to Air Force Doctrine Annex 4-0, Combat Support.

e. **Termination or Transition Operations (Forcible Entry Phase V).** The transition from a forcible entry operation to subsequent operations or termination must be an integral part of the planning phase of the joint deployment process. **A successful forcible entry operation is completed in one of two ways:** attainment of the campaign objectives (termination) or completion of the operational objectives wherein a lodgment is established for follow-on combat operations (transition).

(1) **Achievement of Operation or Campaign Objectives.** If the forcible entry operation accomplishes the strategic objectives, then the JFC may be directed to **reconstitute and redeploy the joint force** either to home station or to some other theater of operations.

(2) **Achievement of Operational Objectives.** In many cases, a forcible entry operation will probably be only one phase of a campaign or major operation. As such, **the forcible entry operation establishes the conditions for follow-on operations.** Follow-on forces generally focus on executing sequels to the forcible entry operation that are designed to achieve additional objectives. These sequels include the full range of military

OPERATION IRAQI FREEDOM, TASK FORCE VIKING, 26 MARCH 2003

The Air Force air mobility liaison officer aligned with the 173d Airborne Brigade participated in detailed operational planning and pre-mission coordination leading up to Task Force Viking to airdrop forces delivered, inserted with the seizure force, to assist transition to 86th Tanker Airlift Control Elements airfield opening personnel.

Various Sources

operations depicted in JP 3-0, *Joint Operations*, (e.g., seize the initiative, dominate, or stabilize phases) as part of the larger operation.

For further details on stability activities, refer to JP 3-07, Stability. For further details on interagency coordination, refer to JP 3-08, Interorganizational Cooperation.

4. Integration and/or Synchronization Considerations

The following discussion illustrates the **type of activities that may occur at the JFC level** to integrate and synchronize a forcible entry operation. This list is not all-inclusive but presents **activities for JFCs and staffs to consider** when synchronizing a forcible entry operation. The number and types of phases for forcible entry operations, as with all operations, may vary. As phasing is a key synchronization action, these activities are organized into the five phases of forcible entry operation presented earlier in this chapter. The example assumes a combination of forcible entry capabilities will be used to obtain a lodgment as the initial operation of a larger campaign. These phases are normally sequential but may overlap. During planning, commanders must establish conditions for transitioning from one phase to another. The commander adjusts the phases to exploit opportunities presented by the enemy or to react to unforeseen situations.

a. Forcible Entry Phase I: Preparation and Deployment

- (1) An accurate TPFDD is developed up through level 4 detail.
- (2) The JFC assigns complementary and/or deconflicted missions to components.
- (3) Command relationships are delineated.
- (4) Rehearsals are conducted.
- (5) The intelligence effort for components is prioritized.
- (6) Initial air apportionment decisions are made.
- (7) Targeting guidance is disseminated.
- (8) Desired arrival sequence of forces in the TPFDD is validated, then scheduled to available transportation.

(9) Integration and/or synchronization with other (if any) operations is completed.

(10) Military activities that support communication themes and messages are integrated—military information support operations, public affairs (PA), and defense support to public diplomacy (DSPD).

(11) MILDEC operations are executed.

(12) Advance force operations (e.g., countermine, air superiority, space superiority, cyberspace superiority, preparation of the OE, and isolation) to include SOF conducting required special operations core activities which may include UW operations.

For more information on cyberspace capabilities, see JP 3-12, Cyberspace Operations.

(13) Sustainment activities and/or requirements are planned.

(14) Plan for casualty operations is formulated.

(15) Fire support coordination and airspace coordinating measures are formulated.

(16) Surveillance assets in the assault areas are positioned and reported.

b. Forcible Entry Phase II: Assault

(1) Air apportionment is reassessed and revised.

(2) H-hour (specific time an operation or exercise begins) synchronization is completed among components.

(3) Modifications to existing plans and branches and/or sequels are deconflicted.

(4) Fire support coordination and airspace coordinating measures are activated.

(5) Pre H-hour activities and/or staging are completed.

(6) Support relationships among components are modified, as required.

(7) Provide for casualty evacuation.

c. Forcible Entry Phase III: Stabilization of the Lodgment

(1) Terrain management issues are addressed.

(2) Clear airfield of explosive hazards prior to any repair, maintenance, or operations.

(3) Runways, aprons, taxiways, and parking areas are repaired and maintained to support continuous air landed operations.

(4) Airspace control is coordinated.

(5) Medical evacuation is provided.

(6) TPFDD flow is managed.

d. Forcible Entry Phase IV: Introduction of Follow-on Forces

(1) Force sequencing is continuously adjusted.

(2) Operations are transitioned to follow-on forces.

(3) Reconstitution and/or redeployment of assault forces (e.g., embark the LF for a subsequent mission) is completed.

(4) Joint security operations issues are addressed.

(5) AOA is dissolved.

(6) Ports of debarkation are maintained to maximize and sustain throughput for follow-on forces.

e. Forcible Entry Phase V: Termination or Transition Operations

(1) Joint force and/or component missions and command relationships are reorganized.

(2) Priorities of support are shifted.

(3) Transition to further operations in the seize the initiative, dominate, or stabilize phase of the joint operation.

SECTION B. SUPPORTING OPERATIONS

5. Special Operations Forces

Special operations are an integral part of forcible entry operations and these actions and operations are integrated to achieve military objectives. SOF may be employed prior to forcible entry operations to collect intelligence, seize key terrain, organize and train guerrilla forces, and conduct other activities that facilitate the introduction of CFs. In the execution stages of a forcible entry operation, SOF can seize objectives, interdict targets (especially those that can severely disrupt the assault to open entry points), and conduct other operations to support the main force. In the closing stages of the operation, SOF can play a key role in transition or termination by working with HN, multinational, interagency, and intergovernmental partners.

MILITARY DECEPTION OPERATIONS UTILIZING SPECIAL OPERATIONS FORCES DURING DESERT STORM— IRAQ, 1991

From 29 January until 16 February 1991, Naval Special Warfare Task Group elements conducted near-shore and off-shore reconnaissance missions in support of US Central Command's deception strategy to fix Iraqi attention on a potential amphibious assault by US Marines. The special reconnaissance missions resulted in the collection of information, established a naval presence along the Kuwaiti coast, and focused the attention of the Iraqi command on a possible maritime invasion. The deception effort culminated in a large-scale operation on the night of 23-24 February 1991, the eve of the ground offensive, which simulated a beach reconnaissance and clearing operation. The deception campaign prevented Iraqi units at the beaches from reinforcing those being attacked in the west.

**SOURCE: United States Special Operations
Command History, 2nd Edition**

See JP 3-05, Special Operations, for more information on SOF.

6. Fires

In forcible entry operations, the initial assault forces are building combat power in the OA from nothing as quickly as possible. They will normally have very minimal or no artillery support available for fire support in the early stages of the operation. Fires from aircraft (manned and unmanned) and/or naval platforms (surface/subsurface) take on added importance to compensate for the lack of artillery. The supported commander establishes the priority, timing, and effects of all fires within the boundaries of the designated OA.

JP 3-09, Joint Fire Support, and JP 3-02, Amphibious Operations, provide more information on fire support.

7. Intelligence Support and Considerations

a. The JFC uses intelligence to decide what, why, when, where, and how to attack; determine forcible entry capabilities needed, and task organization required, to seize initial objective(s); support targeting and combat assessment; and anticipate future operations (see Figure IV-3). Counterintelligence (CI) helps the JFC maintain the element of surprise essential to forcible entry operations by supporting OPSEC and MILDEC.

See JP 2-01, Joint and National Intelligence Support to Military Operations, to identify the primary providers of intelligence assigned to or supporting the JFC and the diverse products and services available to satisfy joint force intelligence requirements.

b. Intelligence considerations for the five phases of a forcible entry operation are described below.

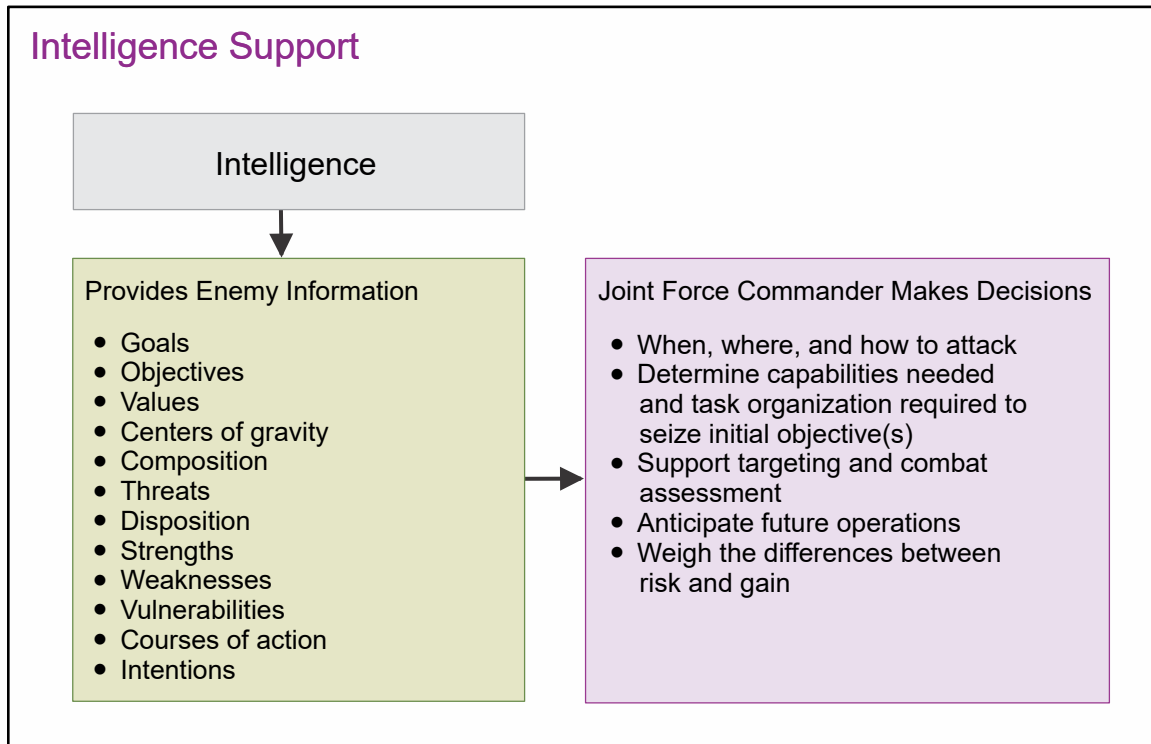


Figure IV-3. Intelligence Support

(1) **Preparation and Deployment (Phase I).** Specific considerations during this phase include the following:

(a) **Establishing the Intelligence Architecture.** The intelligence architecture must be **capable of supporting joint forces en route to, and within, the OA.** Architecture planning must consider establishing connectivity over long distances between the joint force, the supporting theater joint intelligence operations center, and other defense and national intelligence organizations (to include federated intelligence partners) outside the OA.

(b) **JIPOE.** JIPOE is a key input to mission analysis and the process continues to refine and update intelligence products to provide commanders and staffs the means to successfully prosecute operations.

For further guidance on intelligence support, refer to JP 2-0, Joint Intelligence; JP 2-01, Joint and National Intelligence Support to Military Operations; and JP 2-01.3, Joint Intelligence Preparation of the Operational Environment.

(2) **Assault (Phase II).** The joint force is most vulnerable to enemy action during the assault phase. Effective warnings, targeting support, and collection management to track enemy reaction to the assault and force protection (FP) are paramount concerns during this phase.

(3) **Stabilization of the Lodgment (Phase III) and Introduction of Follow-on Forces (Phase IV).** In the remaining phases of the operation, **intelligence assets within**

the lodgment increase in numbers and contribute to an enhanced collective intelligence capability. If the joint force headquarters deploys into the lodgment, the J-2 must ensure the availability of sufficient assets to assure uninterrupted intelligence support to the joint force. The J-2 should anticipate an increase in the demand for human intelligence and CI assets to **conduct intelligence interrogation; intelligence collection; document, materiel, biometric, and forensic exploitation;** and **support liaison** with the HN country team and with any MNFs introduced into the lodgment.

(4) Termination or Transition Operations (Phase V)

(a) **Termination of Operations.** Intelligence assets continue to support the JFC's operations requirements and address the potential for resurgent hostilities by either CF or SOF. Intelligence support may be required for such activities as obstacle intelligence, infrastructure reconstruction, foreign humanitarian assistance (FHA), or restoring civil law and order, while continuing the key task of intelligence support to FP.

(b) **Transition to Follow-on Operations.** Once a forcible entry has been successfully executed as the first phase of a larger campaign, **the JFC shifts the focus of intelligence support from establishing the lodgment to sustained operations.** Intelligence support for sustained operations, planned during the initial phase of the operation and continually refined as the forcible entry operation progresses, now allows for a seamless transition that allows the JFC to begin execution of the specific sequel that will achieve campaign objectives. In some instances, follow-on operations will be in the form of stability activities or other forms of civil-military actions. These operations encompass a variety of activities that **vary in their respective intelligence support requirements.** Some operations, such as a show of force, attacks and raids, and noncombatant evacuations, may require the same level of support demanded by combat operations. Other operations, such as FHA or counterdrug operations, may not involve large-scale combat, but will, nevertheless, still require intelligence support to plan and execute.

8. Information Operations

IO are integral to successful military operations and are key during forcible entry operations. The full impact of IO on friendly, neutral, and hostile forces should be considered with the key goal of IO achieving and maintaining information superiority for the US and its allies and exploiting enemy information vulnerabilities. IO are the integrated employment, during military operations, of IRCs in concert with other lines of operation to influence, disrupt, corrupt, or usurp the decision making of enemies and adversaries while protecting our own.

See JP 3-13, Information Operations, for more information.

a. IO is a key part of setting the conditions for forcible entry operational success; IO efforts will be central to achieving surprise and isolating the lodgment and will also be an important enabler for gaining control of the OE and neutralizing enemy forces. OPSEC

OPERATIONS SECURITY FAILURE—SOMALIA, 1992

In 1992, the United States committed forces to Somalia in response to devastating famine, made much worse by civil war and the complete collapse of the Somali government. The initial forces committed by Joint Task Force RESTORE HOPE were special operations forces (SOF) reconnaissance teams preceding the landing force onto designated beaches. As they emerged from the water onto the beach, the SOF elements were surrounded by reporters and cameras, together with video crews and flood lighting. Not only were the reconnaissance teams exposed and pinpointed, they were blinded and restricted as they attempted to complete their mission.

Various Sources

and MILDEC, combined with the other IRCs, will be the heart of achieving operational and tactical surprise during the forcible entry operation.

(1) OPSEC, as an IRC, denies the enemy and adversary the critical information and indicators needed to correctly assess friendly capabilities and intentions. Forcible entry forces preparing for deployment have large, distinct signatures. **Masking the movement** of forces to staging bases and to the OA is **essential to protect critical information and indicators from adversary collection**. These movements may not be totally hidden; however, such detail as the composition of the forces or the time and location of the forcible entry should be concealed. The object is to surprise, confuse, or paralyze the enemy. OPSEC is a force multiplier that can maximize operational effectiveness by saving lives and resources when fully integrated into operations, activities, plans, exercises, training planning, execution, and assessment.

For further details on OPSEC, refer to JP 3-13.3, Operations Security.

(2) MILDEC misleads enemy decision makers as to friendly military capabilities, intentions, and operations, thereby causing the enemy to take specific actions (or inactions) that will contribute to the accomplishment of the friendly mission. MILDEC operations should be closely coordinated with the overall operational scheme of maneuver. The deception operation will have little effect if it is compromised by poor OPSEC or other portions of the operation present competing observables. Successful MILDECs require sufficient resources, leadership, and linked objectives and goals from the strategic to tactical level. For forcible entry operations, **MILDEC operations may be planned and executed to complete the following:**

(a) Deceive the enemy as to the time, location(s), and strategic and/or operational purpose of the forcible entry.

(b) Focus enemy attention and effort away from actual assault objectives.

(c) Cause the enemy to disperse forces to defend all possible airheads and beachheads in the OA so the enemy cannot mass decisive force to deny joint force assaults.

- (d) Induce the enemy to piecemeal resources.
- (e) Desensitize the enemy to US actions by appearances of routine activities.
- (f) Force the enemy to maintain heightened states of alert and/or readiness for extended periods of time.

For further details on MILDEC, refer to JP 3-13.4, Military Deception.

b. The lodgment must not only be isolated from nearby enemy military forces, but also from C2 centers outside the OA. CO and electronic warfare (EW), supported by physical attack on C2 networks, will play a decisive role in this isolation.

c. EW includes any military action involving the use of electromagnetic and directed energy to control the EMS or to attack the enemy. The JFC's plan must be developed to ensure **complementary use of assets and weapons systems to effectively disrupt and/or destroy enemy C2 and weapons systems**, while protecting joint force capabilities.

See JP 3-13.1, Electronic Warfare, for additional detail on EW.

d. Other Capabilities

(1) **DSPD.** DSPD consists of activities and measures taken by DOD components, not solely in the area of IO, to support and facilitate public diplomacy efforts of the US Government. DSPD requires coordination with both interagency partners and among DOD components.

(2) **CMO.** Properly executed CMO during forcible entry operations can reduce potential friction points between the civilian population and the joint force, specifically by eliminating interference with military operations and limiting the impact of military operations on the populace. CMO encompass the activities taken by a commander to establish, maintain, influence, or exploit relations between military forces and indigenous populations and institutions by directly supporting the attainment of objectives relating to the reestablishment or maintenance of stability within a region or HN. Use of civil affairs (CA) forces and units specifically organized, trained, and equipped to conduct CA operations in support of CMO can assist the commander.

For further details on CMO, refer to JP 3-57, Civil-Military Operations.

9. Public Affairs

A PA plan should be prepared during the planning process and executed upon initiation of the forcible entry operation. PA planning must anticipate detection of all but small covert operations by the enemy and the press.

JP 3-61, Public Affairs, provides additional guidance on incorporating PA into the planning process.

10. Chemical, Biological, Radiological, and Nuclear Considerations

The enemy may employ CBRN weapons at any point in the conflict. Planning against an enemy known to have the capability and willingness to employ CBRN weapons/devices should take into account the need for protective clothing, decontamination, and logistical support to enable the force to continue the mission. Additional considerations may include the need for specialized training for the assault forces or the need for additional CBRN units to further support operations.

Additional guidance may be found in JP 3-11, Operations in Chemical, Biological, Radiological, and Nuclear Environments, and JP 3-40, Countering Weapons of Mass Destruction.

11. Air Mobility Operations

Air mobility forces enhance other forces' combat power and flexibility, either by extending their range, bolstering their staying power, or providing them with greater maneuverability. Airlift allows employment of joint forces by airdrop and airland insertion over strategic distances without delays caused by terrain or obstacles. OPCON of air mobility forces may be transferred to the theater commander or retained by the Commander, US Transportation Command. Detailed planning is required for effective utilization.

Additional guidance may be found in JP 3-17, Air Mobility Operations.

CHAPTER V LOGISTICS

“The great question of the campaign was one of supplies.”

General William T. Sherman
Memoirs of General William T. Sherman, Volume II, 1875

1. General

As applied to military operations and forcible entry operations specifically, logistic services comprise the support capabilities that collectively enable the US to rapidly provide sustainment for military forces in order to attain the envisioned end state of the operation or larger campaign (see Figure V-1). This requires commanders to plan and establish the logistic systems that flow sufficient logistics through the lodgment(s) created to support follow-on operations. Logistic planning must account for early resupply of initial assault forces as these forces will generally be employed with limited on-hand capacities.

For additional information on deployment and redeployment planning, see JP 3-35, Deployment and Redeployment Operations, and for logistic consideration, planning, and execution, see the JP 4-0 Series.

2. Specific Logistic Considerations for Supporting Forcible Entry Operations

Logistic planning for the phases of forcible entry operations occurs concurrently, not sequentially. Planning should address the logistic core capabilities. The following specific planning considerations supplement those detailed in JP 4-0, *Joint Logistics*, and JP 5-0, *Joint Planning*. Appendix B, “Control Joint Forcible Entry Operations,” provides considerations in a notional checklist format to assist with the planning and conduct of joint forcible entry operations.

Logistics Planning Considerations

- Geography
- Transportation Considerations
- Logistic Capabilities
- Logistic Enhancements
- Multinational Support
- Contractor Support
- Protection of Logistics
- Responsive Echeloned Support
- Assignment of Responsibility
- Risk Analysis
- Demands of an Expanding Force
- Critical Items
- System Constraints
- Movement Control
- Resupply Systems
- Intermediate Staging Base

Figure V-1. Logistics Planning Considerations

a. Forcible Entry Phase I (Preparation and Deployment)

- (1) Identify and coordinate for ISBs, as required.
- (2) Identify time-phased logistic requirements.
- (3) Develop prioritized transportation requirements.
- (4) Analyze capabilities, limitations, and vulnerabilities of APODs and APOEs, SPODs and SPOEs, coastal areas for JLOTS, and OA infrastructure to support projected operations.
- (5) Determine air, land, and sea LOC requirements to support forcible entry and subsequent operations.
- (6) Determine logistic factors and establish airhead and beachhead resupply responsibility.
- (7) Analyze force health protection and health services planning considerations.
- (8) Analyze and/or assess multinational support and contractor capabilities to support operations.
- (9) Analyze and recommend changes to TPFDD flow to ensure that adequate support will be available.
- (10) Integrate and synchronize logistic support of initial and subsequent flow of forces into the OA.

b. Forcible Entry Phase II (Assault)

- (1) Analyze potential lodgment area to ensure continuous air and sea landing of personnel, equipment, and logistic resources, paying strict attention that infrastructure (e.g., buildings, roads, and power supplies) supports planned operations.
- (2) Provide adequate medical support and evacuation to support concurrent or simultaneous assaults by amphibious, airborne, air assault, and SOF.

c. Forcible Entry Phase III (Stabilization of the Lodgment)

- (1) Project and/or resolve restrictions and/or limitations in the capability to support force flow.
- (2) Determine means of delivery and capacities to maximize combat power.
- (3) Identify and plan advanced logistic bases in support of the joint force operational concept. Unless additional forcible entry operations are anticipated, planning for follow-on operations will be in accordance with standard joint force logistic planning doctrine in JP 4-0, *Joint Logistics*.

(4) Pursue methods to maximize and expand throughput capabilities of APODs and SPODs.

(5) Develop provisions to clear reinforcing supplies and equipment from off-load points.

(6) Analyze requirements to expand the lodgment with regard to maximum on ground capabilities, throughput, and infrastructure.

d. Forcible Entry Phase IV (Introduction of Follow-on Forces)

(1) Identify mission support requirements for follow-on operations.

(2) Begin MPF and APS-3 afloat operations.

(3) Continue buildup of preplanned supplies.

(4) Initiate engineering and construction for support to follow-on operations.

(5) Plan for reconstitution and redeployment of the assault force for follow-on operations.

e. Forcible Entry Phase V (Termination or Transition Operations)

(1) Redeploy and/or reconstitute assault forces, as appropriate.

(2) Plan for preparing the force for follow-on, out-of-area operations, such as redeployment to another geographical area.

(3) Once plans have formally addressed and integrated all seven core logistic capabilities, the force should be well prepared to begin the application of those functions that support operational execution.

Intentionally Blank

APPENDIX A AIRBORNE AND AIR ASSAULT OPERATIONS

1. Purpose

This appendix provides an overview of airborne and air assault operations.

2. Airborne and Air Assault Operations

Joint airborne and air assault operations involve the air movement and delivery of specially trained combat forces and logistic support into an objective area to execute a mission. Airborne and air assault forces provide the commander with the unique ability to quickly respond on short notice and mass rapidly on critical targets. Airborne operations can be launched at a considerable distance from the target area with such speed as to cause tactical or operational surprise and prevent effective action by the enemy. Airborne forces can secure and/or destroy critical installations, facilities, or terrain; reinforce US forces and MNFs; and conduct a show of force or attack an enemy in isolated areas. Air assault operations increase mobility and freedom of action by providing operational and tactical mobility for both the offense and defense. Air operations enable forces to reduce time and space limitations normally encountered in movement of assault forces by land; cross terrain obstacles; bypass hostile areas; and attack, destroy, and/or seize objectives deep in enemy territory. Each component can significantly contribute to the successful execution of airborne and air assault operations.

a. **Concept.** Airborne and air assault forces are capable of conducting operations in support of strategic, operational, and tactical objectives. They land intact with weapons, ammunition, and other combat equipment and are prepared for combat immediately. Airborne forces aggressively seize and hold objectives until linkup is accomplished. An airborne operation usually terminates upon seizure of the objective, linkup with other ground forces, or extraction. Air assault operations are deliberate, precisely planned, and vigorously executed to strike over extended distances.

b. **Characteristics.** Airborne and air assault forces share many of the same capabilities. They can provide operational reach, move, and rapidly concentrate combat power quicker than land-mobile forces. Airborne and air assault forces also share the same limitations. They are dependent on the availability of airlift assets, fire support, and combat service support resources; they are highly vulnerable to enemy attack by ground and air forces while en route to the LZ and/or DZ; and are equally assailable when operating in open terrain against an armored threat or WMD. Environmental conditions and adverse weather can also impact performance. There are four phases of airborne operations: marshalling, air movement, landing, and ground tactical phases. Air assault operations have five phases: staging, loading, air movement, landing, and ground tactical phases.

3. Organization and Command

a. **Planning.** From the time an operation is announced, until it is completed or terminated, echelons of participating components coordinate continuously. The JFC

initiates airborne and/or air assault operations with a planning directive to participating units. The directive is distributed through normal command channels, and pertinent information is issued to subordinate units. After receipt of a directive and preparation of initial estimates and studies, the commanders, staffs, and representatives of supporting forces meet in a joint conference to develop a CONOPS. The CONOPS forms the basis for the preparation of the commander's planning directive and development of OPLANs and OPORDs, including a list of forces in support, a schedule of events, and stated conditions under which the operation will begin, be delayed, altered, or terminated.

b. **Coordination.** Airborne and air assault commanders begin planning operations with a visualization of the ground tactical plan and work through a reverse-planning sequence. Planning for airborne and air assault operations is as detailed as time permits. For airborne operations, this sequence includes the development of a ground tactical plan, landing plan, air movement plan, and marshalling plan. For air assault operations the sequence is the same, but instead of a marshalling plan, loading and staging plans are developed. Direct liaison and coordination between the logistic support agencies of the participating components and other supporting forces occur during the preliminary planning stages. For airborne and air assault operations, intelligence systems assist in achieving strategic objectives, including all factors which will impact the arrival of forces into the objective area, establishment of airheads and lodgments, and linkup of forces in preparation for follow-on operations. Also included in the planning process are the following: counterair, IO, logistics, joint fires, FP, special operations, CBRN, EOD, engineer support, PA, and military police. When developing the OPLAN, the JFC anticipates that assault forces may face natural and man-made obstacles that are intended to restrict their movement so that the enemy can mass its forces and repel the assault. Combat engineers facilitate insertion of assault forces and prepare the onward movement to the objective by reducing obstacles, clearing roads, and airfields of obstacles. EOD forces can perform render safe procedures of sensitive-fuzed munitions and IEDs, as well as the detection and mitigation of homemade explosives and CBRN munitions.

c. **Command.** The JFC may initiate joint airborne and/or air assault operations in support of strategic and/or operational objectives. The complexity of airborne and air assault operations and their vulnerability require an exceptional degree of unified action. The initiating directive is an order to the airborne and/or air assault commander to conduct the operation. It is issued by the JFC delegated overall authority for the operation. JFCs establish command relationships and assign authority to subordinates based on the operational situation, the complexity of the mission, and the degree of control needed to ensure that strategic intent is satisfied.

d. **Control.** Airspace C2; established boundaries; ability to communicate; and the effective employment of surveillance, reconnaissance, and EW are key elements in facilitating effective C2 of airborne and air assault operations. The airborne force commander establishes a standard C2 system by defining the functions and responsibilities of key personnel, ensuring all preliminary operational planning is accomplished, and publishing OPLANs and orders. Air assault operations feature extended distances and speed of execution. To work swiftly under pressure, efforts must be integrated and synchronized.

Effective liaison between operational elements of an airborne and/or air assault operation and with higher authorities will facilitate mutual understanding and unified action.

e. **C2 of Airborne Operations.** Airborne assault, particularly over intercontinental distance, places additional requirements on C2. En route mission planning and rehearsal systems allow the airborne force to maintain situational awareness and to receive and disseminate updated intelligence while en route from load time at the APOE until arrival over the airhead.

(1) The airborne assault force commander accompanies the initial assault and is responsible for (see Figure A-1 for a list of tasks at various command levels):

- (a) Ground tactical planning.
- (b) Rig and out load troopers and equipment.
- (c) En route mission planning and rehearsal.
- (d) Conduct airborne assault.
- (e) Seize assault objectives.
- (f) Execute joint fires.
- (g) Update the intelligence preparation of the OE.
- (h) Secure the APOD.
- (i) Repair and maintain the APOD.
- (j) Expand the lodgment.

(2) The airborne TF commander may also be the JTF or land component commander, depending upon experience and the scope of the operation. If the assault requires an airborne BCT, for example, the BCT commander leads the assault force, and the parent Army headquarters (normally a division) provides the airborne TF commander. This ensures the assault force commander can give full attention to the fight in the airhead and not be consumed with managing en route follow-on forces and support.

(3) Initially, the airborne TF commander exercises control from an airborne command post outside the airhead or from a secure base with linkages to the airhead and all joint supporting assets. The airborne TF commander's responsibilities include operational planning; APOE situational awareness and integration; en route C2; aerial relay using joint communications; integrate joint fires; integrate long-range surveillance and SOF; C2 pre-assault fires; C2 the APOE and APOD; and C2 of reception, staging, and onward movement of follow-on forces. After the airhead is secure, the airborne TF commander moves into the lodgment and assumes command of the assault force and follow-on forces.

Example Distribution of Responsibilities for Airborne Assault			
	Planning and Preparation	Assault	Follow-on Operations
Joint Task Force (JTF) Headquarters	Operational planning Develop time-phased force and deployment data Intelligence, surveillance, and reconnaissance planning and integration Joint shaping operations Special operations forces integration Military deception Exercise of command and control (C2) over intermediate staging base	C2 of supported and supporting components Go/no go decision Modify force flow based on situation Apportion and allocate joint support	Control flow of joint forces
Airborne Task Force Headquarters	Tactical planning Integrate joint fires Integrate long range surveillance and special operations forces operations Control pre-assault fires Rig and load personnel and equipment	En route C2 and airspace command and control C2 relay between JTF and assault force Expand C2 network on the ground	Assume overall command of ground forces Reception, staging, and onward movement for follow-on ground forces
Assault Force Headquarters	Develop ground plan and rehearse ground operations En route planning Seize assault objectives Secure and defend airhead Control supporting fires	En route planning Seize assault objectives Secure and defend airhead Control supporting fires	Expand lodgment Receive initial follow-on forces Link-up with special operations forces and amphibious forces Exploitation

Figure A-1. Example Distribution of Responsibilities for Airborne Assault

(4) The JFC is responsible for joint operational planning; joint integrated prioritized target list development; joint intelligence, surveillance, and reconnaissance integration; setting the conditions for joint forcible entry; C2; and air flow and air space management.

f. Forces

(1) US Army airborne forces are committed to combat by parachute assault, airlanded operations, or by a combination of these two methods. Normally, airborne operations are initiated by parachute assault conducted by an airborne infantry BCT. Parachute assault permits delivery of combined arms teams into the airhead in less time than airlanded operations require. Once the assault phase is initiated, it is followed by one or more of the following: a defensive phase, an offensive phase, or an extraction phase.

(2) The initial assault stresses the coordinated action of small units to seize initial objectives before the advantage of surprise has worn off. After the initial assault landings accomplish the initial ground missions, commanders must organize the airhead line. Airborne forces defend to protect and retain areas or installations seized during the assault phase of the operation. Because an airborne assault is most often conducted in the enemy rear, an all-around defense is required. Units can be airlanded on terrain under the control of friendly forces near the line of contact or on secured locations in the enemy's rear. However, it takes time to land a sizable force and a secured LZ is necessary. Even when multiple LZs are employed, it takes longer to mass forces in the airhead during airland operations than during parachute operations. Subsequent operations can include continued defense of the airhead, linkup, passage of lines, relief, withdrawal, or offensive operations, to include exploitation or further airborne and/or air assaults.

(3) **Air Assault.** Whether performed from the sea or a land ISB, aviation and combined arms provide the JFC with an agile fighting force capable of conducting both offensive and defensive operations. Air assault operations allow friendly forces to strike over extended distances and terrain barriers to attack the enemy when and where he is most vulnerable. Air assaults are deliberately planned due to their complex nature. However, units are often required to execute air assaults within short time constraints. Reinforcement of committed units, linkup operations, gap crossing operations, security operations, limited visibility operations, and ship-to-shore operations should all be considered during air assault operations.

(4) **Sustainment.** Minimum sustainment elements accompany airborne forces into the airhead or lodgment. They perform most essential services in the marshalling area or they defer them. Sustainment is normally divided into three echelons during deployment: assault, follow-on, and rear echelons. Sustainment of these forces is helped by distribution of supplies, resupply by air including planned resupply, immediate airdrop resupply, and emergency airdrop resupply requests; maintenance during airborne operations; transportation; and health services. The air assault force is supported by both organic and external elements organized to push supplies, materiel, fuel, and ammunition forward by air. The exact organization and disposition of the assault and follow-on sustainment elements is a function of the air assault force's mission and anticipated follow-on operations.

4. Termination or Transition

a. Airborne/air assault operations will normally transition combat operations to follow-on forces. However, the JFC should prepare contingency plans for the possibility that follow-on forces are unable to relieve the airborne/air assault force. The follow-on operation would be one of the following:

- (1) Withdrawal or evacuation of units.
- (2) Linkup with ground forces.
- (3) Exfiltration.

(4) Breakout from encirclement.

b. As conditions permit, the buildup of forces and supplies continues and follow-on operations commence. The airfield transitions from being seized to being improved for use as an airbase suitable for joint operations.

Army Field Manual (FM) 3-99, Airborne and Air Assault Operations, provides more specifics on airborne and air assault operations.

APPENDIX B CONTROL JOINT FORCIBLE ENTRY OPERATIONS

SECTION A. OVERVIEW

a. This appendix provides a notional checklist to assist with the development of checklists/standard operating procedures for planning and executing control of joint forcible entry operations.

b. The JFC should determine the forcible entry capability or combination of capabilities needed to accomplish the mission, especially if initial entry forces or reinforcing entry forces must be inserted offset from infrastructure such as APODs and SPODs. Unity of command is vital when amphibious, airborne, air assault, and special operations forces are combined. This checklist is intended to help the JFC develop plans and execute joint forcible entry operations.

c. JFCs have authority to assign missions, redirect efforts, and direct coordination among subordinate commanders. JFCs should allow Service tactical and operational groupings to function generally as they are organized and trained and in coordination with the JFC's staff.

SECTION B. CHECKLIST

1. Monitor Forcible Entry Operations

a. Connectivity. Access to the Global Command and Control System-Joint with US Transportation Command during the deployment of forces.

(1) Monitor deployment status of joint forces.

(2) Balance requirements for initial combat and noncombat operations, joint forces reception and buildup, and timing of required follow-on operations.

(a) Intermediate staging bases.

(b) Intertheater and intratheater deployment, establishment of forward operating bases and base camps, and use of seabasing.

(c) Airlift and airdrop capabilities allow shifting, regrouping, or movement of joint forces in a theater to obtain operational reach and positional advantage.

(3) Recommend changes to supported CCDR's TPFDD, as required.

b. Monitor operations directed at enemy centers of gravity related to joint operations.

c. Monitor execution of forcible entry operations by phases. Consider:

(1) Phase I—Preparation and Deployment

- (a) Command relationships.
- (b) Forcible entry organizational structure.
- (c) Horizontal and vertical connectivity through JTF functional areas.
- (d) Liaison officers or teams, as required.
- (e) Missions assigned to special operations forces (such as direct action and special reconnaissance).
- (f) JIPOE.
- (g) Airspace control.
- (h) Joint targeting coordination board/joint fires element.
- (i) Counterair and suppression of enemy air defense.
- (j) Logistic factors.
 - 1. Identify and coordinate for intermediate staging bases, as required.
 - 2. Identify time-phased logistic requirements.
 - 3. Develop prioritized transportation requirements and identify all outsized/oversized requirements.
 - 4. Analyze capabilities, limitations, and vulnerabilities of APODs, APOEs, SPODs, and SPOEs, coastal areas for JLOTS, and OA infrastructure to support projected operations.
 - 5. Determine air, land, and sea LOC requirements to support forcible entry and subsequent operations.
 - 6. Determine logistic resupply factors and establish airhead and beachhead resupply responsibility.
 - 7. Analyze force health protection and health service support planning considerations.
 - 8. Analyze and/or assess multinational support and contractor capabilities to support operations.
 - 9. Analyze and recommend changes to TPFDD flow to ensure adequate support will be available.
 - 10. Integrate and synchronize logistic support of initial and subsequent flow of forces into the OA.

11. Consider these principles when planning for airlift movements.

a. Minimize movement congestion and vulnerability by reducing the time units and materiel are massed at forward terminals and synchronize the positioning of units, materiel, and equipment with airlift capabilities.

b. Maximize the productivity and survivability of airlift forces by minimizing aircraft ground times at forward locations.

c. Minimize sortie requirements by repackaging all materiel for air shipment; ensure combat personnel travel with their basic load of rations, ammunition, or other personal protective equipment; and split units into air-essential and surface-movement echelons (whenever possible).

d. Ensure personnel are adequately fed, rested, and protected at en route stops.

e. Deploy personnel and communications equipment necessary to track and report on all air movements.

f. Maximize use of available sealift/ground transportation.

12. Planning airlift operations is a complicated process involving a few basic principles and many interdependent considerations. Service components must facilitate their airlift movement processes. This responsibility includes performing and arranging to:

a. Bring units and materiel to APOEs/SPOEs.

b. Prepare those resources for air movement.

c. Provide support services (meals, medical, billeting, and other appropriate services) to transient and arriving units.

d. Receive and transport units and materiel from APODs/SPODs.

e. Prepare all manifests, hazardous cargo declarations, movement documents, and reports related to movement.

(k) ROE and control measures.

(l) MILDEC operations.

(m) EW operations.

(n) OPSEC to prevent disclosure of future operations.

(o) Military information support operations (MISO).

- (p) Cyberspace operations.
- (q) Intelligence collection and dissemination.
- (r) Plan for dislocated civilians as necessary.
- (s) Conduct rehearsal(s) of activities and operations as necessary.

(2) Phase II—Assault

- (a) Land, air, maritime, and special operations forces in the OA.

- 1. Supports the ground tactical plan.

- 2. Airborne and amphibious landing of personnel and equipment.

- a. Air mobility forces are usually matched with airborne, air assault, light infantry, or SOF specifically designed for delivery by air.

- b. The air drop mission normally involves inserting airborne forces; however, carefully planned air and land assault operations can be equally effective.

- 3. Designate/assign OAs for maneuver space for immediate and future operations.

- 4. Vulnerability to interdiction.

- 5. Operating facilities.

- (b) Initial entry forces, to include advance, pre-assault, and assault forces securing lodgment airhead, and amphibious forces securing beachhead.

- (c) Assault forces preparation to receive reinforcing entry forces and assault echelon coordination with assault follow-on echelon.

- (d) Plan and rehearse CAS and air interdiction.

- (e) Logistics factors.

- 1. Ensure lodgment/OA provides for continuous air landing of personnel, equipment, and logistic resources for initial entry, reinforcing entry forces, and follow-on forces and amphibious operations as required.

- 2. Ensure adequate medical support and evacuation to support concurrent or integrated assaults by amphibious, airborne, air assault, and SOF.

(3) Phase III—Stabilization of the OA as a Lodgment

- (a) Lodgment security, organization, and expansion.

(b) Sequencing of combat, combat support, and combat service support operations.

(c) Force link-ups of initial entry forces, reinforcing entry forces, and other follow-on forces.

(d) Logistic factors.

1. Casualty evacuation.

2. Resolve restrictions and/or limitations in the capability to support force flow.

3. Maximize and expand throughput capabilities of APODs and SPODs.

4. Clear reinforcing supplies and equipment from off-load points.

5. Expand lodgment to maximize ground capabilities, throughput, and infrastructure.

(4) Phase IV—Introduction of Follow-On Forces (Note: This phase is required when subsequent operations are planned for conduct in or from the lodgment.)

(a) Arrival of force buildup and follow-on forces or as separate phases.

(b) Refine mission requirements for follow-on forces, as required.

(c) Consider need for a joint security area.

(d) Logistic factors.

1. Begin MPF and APS-3 operations.

2. Continue build-up of pre-planned supplies.

3. Initiate general engineering and construction plans for support to follow-on operations.

4. Conduct reconstitution and redeployment of the assault force for follow-on operations.

(5) Phase V—Termination or Transition Operations

(a) Actions initiated in early phases.

(b) Continue reconstitution and redeployment of the assault force.

(c) Termination of the JTF and transfer of responsibilities and authorities to other interagency partners and/or civilian authorities.

(d) Transition to another JTF headquarters.

(e) Logistic factors. Integrate the seven core logistic capabilities: deployment and distribution, supply, maintenance, logistics services, operational contract support, engineering, and health services.

d. Monitor crisis response and limited contingency operations related to forcible entry operations.

- (1) Counterterrorism.
- (2) Counterair operations.
- (3) Noncombatant evacuation operations.
- (4) MILDEC.
- (5) Cyberspace operations.
- (6) Stability actions.
- (7) CBRN response.
- (8) Countering weapons of mass destruction.
- (9) Personnel recovery operations.
- (10) Show of force.
- (11) Strikes and raids.
- (12) Peace operations, if applicable.

e. Monitor meteorological and oceanographic situation.

2. Assess the Effectiveness of Protection During Forcible Entry Operations

a. Air and missile defense. Include:

- (1) Defensive counterair operations.
- (2) Offensive counterair operations.
- (3) Theater missile warning.
- (4) Area air defense plan.

b. Protection of forcible entry operations.

- (1) Significant fortifications.
 - (2) Significant CBRN threats and hazards to forcible entry operations.
 - (3) Friendly use of the electromagnetic spectrum.
 - (4) Combat identification.
- c. OPSEC.
- (1) Signal security measures.
 - (2) Concealment of significant joint forces.
 - (3) Avoidance of discernable patterns by joint forces.
- d. MILDEC.
- (1) Details of plan involving forcible entry operations are masked.
 - (2) Misinformation regarding forcible entry operations is produced.
- e. Security of forcible entry operations and means.
- (1) Enemy options to identify likelihood of efforts to surprise, observe and detect, or conduct espionage, terrorist, or sabotage operations.
 - (2) Measures to counteract and protect from such enemy activities.
 - (3) Physical security of installations, facilities, and systems.
 - (4) Forcible entry operations security operations and requirements.
- f. MISO. (See CJCSI 3110.05 for specific MISO objectives that support forcible entry operations.)

3. Assess the Effectiveness of Command and Control for Forcible Entry Operations

- a. Information architecture.
- (1) Incorporate JTF communications and information systems and networks.
 - (2) Networks, frequency assignments, codes, and navigational aids resolved.
 - (3) Operational information and forces status.
 - (4) Procedures for monitoring operational situations involving forcible entry operations.

b. Organization of operational joint forces.

(1) Clear and responsive C2 relationships and authorities.

(2) Unity of effort.

(3) Hand-overs, such as commander, amphibious task force, to commander, landing force.

c. Missions to Service and special operations components.

(1) Appropriate for tasked components and units.

(2) Integrated with missions of other components.

(3) Supported by sufficient JTF-controlled resources to include OA and joint fires.

d. Organization of operational land, maritime, air, and special operations areas in the joint operations area.

(1) Maneuver control measures provide Service component commanders with sufficient space to accomplish assigned missions.

(2) Force OAs, such as AOA and JSOAs, continue to support current operations and are disestablished when no longer required.

(3) Airspace coordinating measures, fire support coordination measures, and other coordination measures provide for efficient use of airspace to support forcible entry operations.

(4) Other OAs support forcible entry operations, as required. Consider:

(a) Joint security area.

(b) Subordinate OAs and distributed operations.

(c) Areas of interest.

(d) AOA.

(e) JSOA.

4. Assess the Effectiveness of Intelligence in Support of Forcible Entry Operations

5. Assess the Effectiveness of Operational Support for and by Forcible Entry Operations

6. Prepare Plans and Orders Related to Forcible Entry Operations

a. Maintain a current estimate of forcible entry operations.

b. Assess the progress of current forcible entry operations.

(1) Relate information to achievement of desired objectives.

(a) Current operations and phases.

(b) Projected future operations and phases.

(c) Operation or campaign military end state and/or termination conditions.

(2) Relate to decision points for current or future operations.

c. Develop friendly COAs with regard to forcible entry operations. In developing forcible entry COAs, consider the following actions/activities, by forcible entry phase:

(1) Phase I (Preparation and Deployment). Forcible entry operations are conducted by organizations whose force structures permit rapid deployment into the objective area. Joint forces may deploy directly to the OA or to staging areas to prepare for subsequent operations.

(a) Determine the forcible entry option(s) to be executed, how those operations will support campaign success, and the command relationships required.

(b) Determine deployment sequencing of initial entry forces that supports gaining access into the objective area, the initial assault, reinforcing entry forces, and the introduction of other follow-on forces.

(c) Determine requirements for local air and maritime superiority to conduct the forcible entry operation.

(d) Determine forcible entry go/no-go criteria.

(e) Determine logistic factors and establishing airhead and beachhead resupply responsibilities.

(f) Determine feasibility of clandestine infiltration of assets for special reconnaissance prior to commencement of the forcible entry.

(g) Continuation of forcible entry operations following the current apportionment, guidance, and prioritization of targets.

(h) Branches and sequels for forcible entry operations based on the changing situation or additional requirements.

(2) Phase II (Assault). Joint forces seize initial objectives in the lodgment and consolidate those objectives.

- (a) Analyzing objectives and potential lodgment with regard to:
 - 1. The proposed ground tactical plan.
 - 2. Potential capability for airborne and amphibious landing of personnel and equipment.
 - 3. Space within the lodgment, immediate maneuver area, and space for future operations.
 - 4. Vulnerability to interdiction and counterattacks.
 - 5. Follow-on mission requirements.
 - (b) Operating facilities and/or infrastructure to support operations.
 - (c) Identify initial entry and reinforcing entry forces to secure airheads (e.g., advance, pre-assault, and landing forces) and amphibious forces for beachheads.
 - 1. SOF and information-related capabilities employed in advance of assault forces.
 - 2. Pre-assault fires to include strikes by cruise missiles, fixed- and rotary-wing aircraft, and/or NSFS.
 - 3. Overcoming obstacles, both land and maritime.
 - 4. Main assault forces and landing forces.
 - 5. Transition to phase III (stabilization of lodgment).
 - (d) Reception of reinforcing forces (if required) and follow-on forces for subsequent operations.
- (3) Phase III (Stabilization of Lodgment). Stabilization includes securing, organizing, and expanding the lodgment.
- (a) Identify the requirements for reinforcing forces and projected deployment flow, with attention to:
 - 1. Cross-load among lift assets.
 - 2. Task-organize by arrival sequence.
 - (b) Identify potential restrictions and/or limitations in force flow, and eliminate and/or reduce accordingly.
 - (c) Establish redundancy of force capability in deployment flow for added flexibility.

- (d) Establish call-forward procedures for reinforcing forces, if required.
- (e) Calculate throughput capability of ports of debarkation.
- (f) Determine preparation requirements needed to reinforce forces for combat on arrival.
- (g) Determine requirements for expansion of the lodgment.
- (h) Establish force link-up procedures.

(4) Phase IV (Introduction of Follow-On Forces). Follow-on forces provide the JFC with increased flexibility to conduct operations, as required, by the operational conditions.

- (a) Identify tasks for follow-on forces.
- (b) Prepare for arrival of follow-on forces.
- (c) Coordinate arrival and/or disposition of any allocated MPF and APS.
- (d) Throughput capacity of ports of debarkation.

(5) Phase V (Termination or Transition). A successful forcible entry operation either attains the campaign end state and terminates or establishes a lodgment and other initial operational objectives for a transition to follow-on combat operations.

- (a) Continue planning and coordination actions initiated in early phases.
- (b) Plan for reconstitution and redeployment of the assault forces.
- (c) Plan to terminate the forcible entry portion of the joint operation.
- (d) Plan for transition to follow-on operations or termination of the entire joint operation. Plan for follow-on operations may include the use of nonlethal weapons to limit casualties, collateral damage, and reconstruction requirements.
- (e) Plan for transition and transfer of authorities and responsibilities to civilian authorities (if applicable).

d. Develop enemy COAs that impact on or affect forcible entry operations or current and projected future environmental or civil conditions.

- (1) Current operations and conditions.
 - (2) Branches to current operations and conditions.
- e. Analyze friendly COAs.

(1) Wargame against enemy COAs or current and projected future environmental or civil conditions.

(2) Feasible alternatives, using the best information available.

f. Compare friendly COAs.

(1) COA that best achieves objectives against most probable and/or most dangerous adversary COAs or against most likely or most dangerous and complex environmental or civil condition.

(2) Feasible alternatives, using the best information available and determining the advantages and disadvantages of each.

g. Prepare discussion of, and/or recommendation pertaining to, the current estimate.

(1) Prepare recommendations for decisions requiring approval by appropriate headquarters.

(2) Recommendations may be a formal or informal, depending on the forum and supervisor's directions.

7. Direct and Lead Subordinate Operational Forcible Entry Operations

a. Approve plans and orders related to forcible entry operations.

b. Synchronize actions following established time-lines and conditions.

c. Coordinate actions and/or operations, where lines of authority and responsibility meet, overlap, and/or conflict.

(1) Advise components and units of adjacent or related actions and operations.

(2) Direct supporting operations, as required.

(3) Resolve conflicts.

d. Adjust control measures, as required, or relay component adjustments to adjacent, supported, or supporting units.

e. Decide on actions and directions.

f. Change, recommend changes, or continue forcible entry operations and priorities.

(1) Seek commander, JTF, or supervisor's guidance if a change appears necessary.

(2) Ensure change remains supportive of current mission and intent, based on continuing estimate of the situation.

(3) Coordinate and conduct appropriate planning for change.

(4) Coordinate changes in forcible entry operations with other operations, to include information operations capabilities.

(5) Write plans and orders for branches and sequels.

g. Approve plans and orders.

h. Issue plans and orders.

8. Acquire and Communicate Operational Information about Forcible Entry Operations

a. Display information.

b. Brief information.

c. Inform supervisors, decision makers, other JTF staff, and staff counterparts.

(1) Preplanned hierarchy of significant information.

(2) Commander's critical information requirements.

(3) Understanding of information requirements of commanders and other staff.

d. Report formally (required and periodic) and informally (hasty, as required).

e. Develop general military information for briefings, reports, and analyses.

f. Supervise communications security, computer security, and signal security related to forcible entry operations.

g. Conduct public affairs related to forcible entry operations.

Intentionally Blank

APPENDIX C REFERENCES

The development of JP 3-18 is based upon the following primary references:

1. Department of Defense Publication

- a. DOD Directive 5100.01, *Functions of the Department of Defense and Its Major Components*.
- b. *DOD Dictionary of Military and Associated Terms*.

2. Chairman of the Joint Chiefs of Staff Publications

- a. CJCSI 3110.10F, *Communication Systems Supplement to the Joint Strategic Capabilities Plan (JSCP)*.
- b. CJCSI 3121.01B, *Standing Rules of Engagement/Standing Rules for the Use of Force for US Forces*.
- c. CJCSI 3150.25, *Joint Lessons Learned Program*.
- d. CJCSI 5120.02D, *Joint Doctrine Development System*.
- e. Chairman of the Joint Chiefs of Staff Manual (CJCSM) 3122.01A, *Joint Operation Planning and Execution System (JOPES) Volume I, Planning Policies and Procedures*.
- f. CJCSM 3122.02D, *Joint Operation Planning and Execution System (JOPES) Volume III, Time-Phased Force and Deployment Data Development and Deployment Execution*.
- g. CJCSM 3130.03, *Adaptive Planning and Execution (APEX) Planning Formats and Guidance*.
- h. JP 1, *Doctrine for the Armed Forces of the United States*.
- i. JP 2-01, *Joint and National Intelligence Support to Military Operations*.
- j. JP 2-01.3, *Joint Intelligence Preparation of the Operational Environment*.
- k. JP 3-0, *Joint Operations*.
- l. JP 3-01, *Countering Air and Missile Threats*.
- m. JP 3-02, *Amphibious Operations*.
- n. JP 3-02.1, *Amphibious Embarkation and Debarkation*.
- o. JP 3-03, *Joint Interdiction*.

- p. JP 3-05, *Special Operations*.
- q. JP 3-05.1, *Unconventional Warfare*.
- r. JP 3-09, *Joint Fire Support*.
- s. JP 3-09.3, *Close Air Support*.
- t. JP 3-10, *Joint Security Operations in Theater*.
- u. JP 3-11, *Operations in Chemical, Biological, Radiological, and Nuclear Environments*.
- v. JP 3-12, *Cyberspace Operations*.
- w. JP 3-13, *Information Operations*.
- x. JP 3-13.1, *Electronic Warfare*.
- y. JP 3-13.2, *Military Information Support Operations*.
- z. JP 3-13.3, *Operations Security*.
- aa. JP 3-13.4, *Military Deception*.
- bb. JP 3-14, *Space Operations*.
- cc. JP 3-15, *Barriers, Obstacles, and Mine Warfare for Joint Operations*.
- dd. JP 3-17, *Air Mobility Operations*.
- ee. JP 3-30, *Command and Control of Joint Air Operations*.
- ff. JP 3-31, *Command and Control for Joint Land Operations*.
- gg. JP 3-32, *Command and Control for Joint Maritime Operations*.
- hh. JP 3-33, *Joint Task Force Headquarters*.
- ii. JP 3-34, *Joint Engineer Operations*.
- jj. JP 3-35, *Deployment and Redeployment Operations*.
- kk. JP 3-40, *Countering Weapons of Mass Destruction*.
- ll. JP 3-42, *Joint Explosive Ordnance Disposal*.
- mm. JP 3-52, *Joint Airspace Control*.
- nn. JP 3-57, *Civil-Military Operations*.

- oo. JP 3-61, *Public Affairs*.
- pp. JP 4-0, *Joint Logistics*.
- qq. JP 4-01.6, *Joint Logistics Over-the-Shore*.
- rr. JP 4-02, *Joint Health Services*.
- ss. JP 4-06, *Mortuary Affairs*.
- tt. JP 5-0, *Joint Planning*.
- uu. JP 6-0, *Joint Communications System*.
- vv. JP 6-01, *Joint Electromagnetic Spectrum Management Operations*.

3. Multi-Service Publications

- a. ATP 3-17.2/MCRP 3-21.1B/NTTP 3-02.18/AFTTP 3-2.68, *Multi-Service Tactics, Techniques, and Procedures for Airfield Opening*.
- b. ATP 3-52.2/MCRP 3-25F/NTTP 3-56.2/AFTTP 3-2.17, *Multi-Service Tactics, Techniques, and Procedures for the Theater Air-Ground System*.

4. United States Army Publications

- a. Army Doctrine Reference Publication (ADRP) 3-0, *Unified Land Operations*.
- b. ADRP 3-05, *Special Operations*.
- c. ADRP 4-0, *Sustainment*.
- d. FM 3-99, *Airborne and Air Assault Operations*.

5. United States Navy Publications

- a. Naval Doctrine Publication 1, *Naval Warfare*.
- b. NTTP 3-02.2, *Supporting Arms Coordination in Amphibious Operations*.

6. United States Marine Corps Publications

- a. Marine Corps Doctrinal Publication (MCDP) 1-1, *Strategy*.
- b. MCDP 1-2, *Campaigning*.
- c. MCDP 1-3, *Tactics*.
- d. MCDP 3, *Expeditionary Operations*.

- e. MCDP 6, *Command and Control*.
- f. *Marine Corps Capabilities Plan*.

7. United States Air Force Publications

- a. Air Force Doctrine Volume 1, *Basic Doctrine*.
- b. Air Force Doctrine Annex 2-0, *Global Integrated Intelligence, Surveillance, and Reconnaissance Operations*.
- c. Air Force Doctrine Annex 3-01, *Counterair Operations*.
- d. Air Force Doctrine Annex 3-05, *Special Operations*.
- e. Air Force Doctrine Annex 3-03, *Counterland Operations*.
- f. Air Force Doctrine Annex 3-17, *Air Mobility Operations*.
- g. Air Force Doctrine Annex 3-34, *Engineer Operations*.
- h. Air Force Doctrine Annex 4-0, *Combat Support*.

APPENDIX D ADMINISTRATIVE INSTRUCTIONS

1. User Comments

Users in the field are highly encouraged to submit comments on this publication using the Joint Doctrine Feedback Form located at: https://jdeis.js.mil/jdeis/jel/jp_feedback_form.pdf and e-mail it to: js.pentagon.j7.mbx.jedd-support@mail.mil. These comments should address content (accuracy, usefulness, consistency, and organization), writing, and appearance.

2. Authorship

a. The lead agent for this publication is the US Army. The Joint Staff doctrine sponsor for this publication is the Director for Operations (J-3).

b. The following staff, in conjunction with the Joint Doctrine Development Community, made a valuable contribution to the revision of this Joint Publication: Lead Agent Mr. William Rogers, United States Army; Joint Staff Doctrine Sponsor MAJ Erik Archer, Joint Staff J-3, Director of Operations; LtCol Brian Mullery, Joint Staff J-7, Joint Doctrine Analysis Division; Mr. Lloyd Brown, Joint Staff J-7, Joint Doctrine Division.

3. Supersession

This publication supersedes JP 3-18, *Joint Forcible Entry Operations*, 27 November 2012.

4. Change Recommendations

a. To provide recommendations for urgent and/or routine changes to this publication, please complete the Joint Doctrine Feedback Form located at: https://jdeis.js.mil/jdeis/jel/jp_feedback_form.pdf and e-mail it to: js.pentagon.j7.mbx.jedd-support@mail.mil.

b. When a Joint Staff directorate submits a proposal to the CJCS that would change source document information reflected in this publication, that directorate will include a proposed change to this publication as an enclosure to its proposal. The Services and other organizations are requested to notify the Joint Staff J-7 when changes to source documents reflected in this publication are initiated.

5. Lessons Learned

The Joint Lessons Learned Program (JLLP) primary objective is to enhance joint force readiness and effectiveness by contributing to improvements in doctrine, organization, training, materiel, leadership and education, personnel, facilities, and policy. The Joint Lessons Learned Information System (JLLIS) is the DOD system of record for lessons learned and facilitates the collection, tracking, management, sharing, collaborative resolution, and dissemination of lessons learned to improve the development and readiness

of the joint force. The JLLP integrates with joint doctrine through the joint doctrine development process by providing lessons and lessons learned derived from operations, events, and exercises. As these inputs are incorporated into joint doctrine, they become institutionalized for future use, a major goal of the JLLP. Lessons and lessons learned are routinely sought and incorporated into draft JPs throughout formal staffing of the development process. The JLLIS Website can be found at <https://www.jllis.mil> (NIPRNET) or <http://www.jllis.smil.mil> (SIPRNET).

6. Distribution of Publications

Local reproduction is authorized, and access to unclassified publications is unrestricted. However, access to and reproduction authorization for classified JPs must be IAW DOD Manual 5200.01, Volume 1, *DOD Information Security Program: Overview, Classification, and Declassification*, and DOD Manual 5200.01, Volume 3, *DOD Information Security Program: Protection of Classified Information*.

7. Distribution of Electronic Publications

a. Joint Staff J-7 will not print copies of JPs for distribution. Electronic versions are available on JDEIS Joint Electronic Library Plus (JEL+) at <https://jdeis.js.mil/jdeis/index.jsp> (NIPRNET) and <http://jdeis.js.smil.mil/jdeis/index.jsp> (SIPRNET), and on the JEL at <http://www.dtic.mil/doctrine> (NIPRNET).

b. Only approved JPs are releasable outside the combatant commands, Services, and Joint Staff. Defense attachés may request classified JPs by sending written requests to Defense Intelligence Agency (DIA)/IE-3, 200 MacDill Blvd., Joint Base Anacostia-Bolling, Washington, DC 20340-5100.

c. JEL CD-ROM. Upon request of a joint doctrine development community member, the Joint Staff J-7 will produce and deliver one CD-ROM with current JPs. This JEL CD-ROM will be updated not less than semi-annually and when received can be locally reproduced for use within the combatant commands, Services, and combat support agencies.

GLOSSARY

PART I—ABBREVIATIONS, ACRONYMS, AND INITIALISMS

A2	antiaccess
AADC	area air defense commander
AADP	area air defense plan
AAGS	Army air-ground system
ACA	airspace control authority
ACS	airspace control system
AD	area denial
ADRP	Army doctrine reference publication
AF	amphibious force
AFTTP	Air Force tactics, techniques, and procedures
AMD	air and missile defense
AMLO	air mobility liaison officer
AO	area of operations
AOA	amphibious objective area
APEX	Adaptive Planning and Execution
APF	afloat pre-positioning force
APOD	aerial port of debarkation
APOE	aerial port of embarkation
APS-3	Army pre-positioned stocks-3
ATF	amphibious task force
ATP	Army techniques publication
BCT	brigade combat team
C2	command and control
CA	civil affairs
CAP	crisis action planning
CAS	close air support
CATF	commander, amphibious task force
CBRN	chemical, biological, radiological, and nuclear
CCDR	combatant commander
CCG	combat communications group
CF	conventional forces
CI	counterintelligence
CJCSI	Chairman of the Joint Chiefs of Staff instruction
CJCSM	Chairman of the Joint Chiefs of Staff manual
CLF	commander, landing force
CMO	civil-military operations
CO	cyberspace operations
COA	course of action
CONOPS	concept of operations
CONPLAN	concept plan
CONUS	continental United States

CRF	contingency response force
DCA	defensive counterair
DOD	Department of Defense
DSPD	defense support to public diplomacy
DZ	drop zone
EMS	electromagnetic spectrum
EOD	explosive ordnance disposal
EW	electronic warfare
FHA	foreign humanitarian assistance
FM	field manual (Army)
FP	force protection
FSCM	fire support coordination measure
GCC	geographic combatant commander
HIDACZ	high-density airspace control zone
HN	host nation
IED	improvised explosive device
IO	information operations
IRC	information-related capability
ISB	intermediate staging base
J-2	intelligence directorate of a joint staff
J-6	communications system directorate of a joint staff
JEMSMO	joint electromagnetic spectrum management operations
JFACC	joint force air component commander
JFC	joint force commander
JFLCC	joint force land component commander
JFMCC	joint force maritime component commander
JIPOE	joint intelligence preparation of the operational environment
JLOTS	joint logistics over-the-shore
JP	joint publication
JPP	joint planning process
JSOA	joint special operations area
JTF	joint task force
LF	landing force
LNO	liaison officer
LOC	line of communications
LZ	landing zone

MCDP	Marine Corps doctrinal publication
MCM	mine countermeasures
MCRP	Marine Corps reference publication
MILDEC	military deception
MNF	multinational force
MPF	maritime pre-positioning force
NSFS	naval surface fire support
NTTP	Navy tactics, techniques, and procedures
OA	operational area
OE	operational environment
OPCON	operational control
OPLAN	operation plan
OPORD	operation order
OPSEC	operations security
PA	public affairs
PIR	priority intelligence requirement
RADC	regional air defense commander
ROE	rules of engagement
RSOI	reception, staging, onward movement, and integration
SADC	sector air defense commander
SATCOM	satellite communications
SecDef	Secretary of Defense
SLOC	sea line of communications
SOF	special operations forces
SPOD	seaport of debarkation
SPOE	seaport of embarkation
STT	special tactics team
TACS	theater air control system
TF	task force
TMM	transregional, multi-domain, and multi-functional
TPFDD	time-phased force and deployment data
TSOC	theater special operations command
UHF	ultrahigh frequency
UW	unconventional warfare
WMD	weapons of mass destruction

PART II—TERMS AND DEFINITIONS

air assault. The movement of friendly assault forces by rotary-wing or tiltrotor aircraft to engage and destroy enemy forces or to seize and hold key terrain. (Approved for incorporation into the DOD Dictionary.)

air assault force. A force composed primarily of ground and rotary-wing air units organized, equipped, and trained for air assault operations. (DOD Dictionary. Source: JP 3-18)

air assault operation. An operation in which assault forces, using the mobility of rotary-wing or tiltrotor aircraft and the total integration of available fires, maneuver under the control of a ground or air maneuver commander to engage enemy forces or to seize and hold key terrain. (Approved for incorporation into the DOD Dictionary.)

airborne assault. The use of airborne forces to parachute into an objective area to attack and eliminate armed resistance and secure designated objectives. (DOD Dictionary. Source: JP 3-18)

airborne operation. An operation involving the air movement into an objective area of combat forces and their logistic support for execution of a tactical, operational, or strategic mission. (DOD Dictionary. Source: JP 3-18)

airhead. 1. A lodgment that, when seized and held, ensures the continuous air landing of troops and materiel and provides the maneuver space necessary for projected operations. (JP 3-18) 2. A designated location in an operational area used as a base for supply and evacuation by air. (JP 3-17) (Approved for incorporation into the DOD Dictionary.)

airhead line. A line denoting the limits of the objective area for an airborne assault. (DOD Dictionary. Source: JP 3-18)

assault. 1. In an amphibious operation, the period of time between the arrival of the major assault forces of the amphibious task force in the objective area and the accomplishment of the amphibious task force mission. (JP 3-02) 2. To make a short, violent, but well-ordered attack against a local objective, such as a gun emplacement, a fort, or a machine gun nest. (JP 3-18) 3. A phase of an airborne operation beginning with delivery by air of the assault echelon of the force into the objective area and extending through attack of assault objectives and consolidation of the initial airhead. (DOD Dictionary. Source: JP 3-18)

assault phase. In an airborne operation, a phase beginning with delivery by air of the assault echelon of the force into the objective area and extending through attack of assault objectives and consolidation of the initial airhead. (DOD Dictionary. Source: JP 3-18)

combined arms team. The full integration and application of two or more arms or elements of one Service into an operation. (DOD Dictionary. Source: JP 3-18)

covering force. None. (Approved for removal from the DOD Dictionary.)

forcible entry. Seizing and holding of a military lodgment in the face of armed opposition or forcing access into a denied area to allow movement and maneuver to accomplish the mission. (Approved for incorporation into the DOD Dictionary.)

initiating directive. An order to a subordinate commander to conduct military operations as directed. Also called **ID**. (DOD Dictionary. Source: JP 3-18)

lodgment. A designated area in a hostile or potentially hostile operational area that, when seized and held, makes the continuous landing of troops and materiel possible and provides maneuver space for subsequent operations. (DOD Dictionary. Source: JP 3-18)

passage of lines. An operation in which a force moves forward or rearward through another force's combat positions with the intention of moving into or out of contact with the enemy. (DOD Dictionary. Source: JP 3-18)

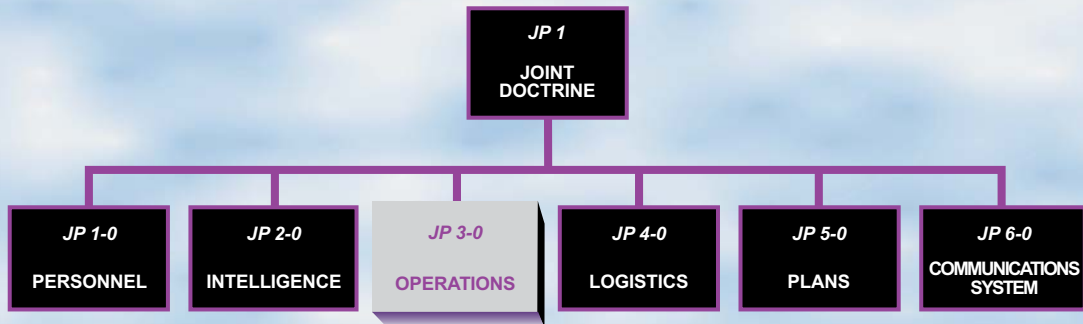
seize. To employ combat forces to occupy physically and to control a designated area. (DOD Dictionary. Source: JP 3-18)

staging base. 1. An advanced naval base for the anchoring, fueling, and refitting of transports and cargo ships as well as replenishment of mobile service squadrons. (JP 4-01.2) 2. A landing and takeoff area with minimum servicing, supply, and shelter provided for the temporary occupancy of military aircraft during the course of movement from one location to another. (DOD Dictionary. Source: JP 3-18)

vertical envelopment. None. (Approved for removal from the DOD Dictionary.)

Intentionally Blank

JOINT DOCTRINE PUBLICATIONS HIERARCHY



All joint publications are organized into a comprehensive hierarchy as shown in the chart above. **Joint Publication (JP) 3-18** is in the **Operations** series of joint doctrine publications. The diagram below illustrates an overview of the development process:

