



Introducing the JKO Defense Health Agency Partnership



One of JKO's most valuable partnerships is the one we share with the Defense Health Agency (DHA). Established in 2013, DHA is a key part of the Military Health System (MHS). It oversees an integrated, highly reliable healthcare system and provides training to enable a medically ready and a ready medical force for the Services and Combatant Commands both in peacetime and wartime.

The medical readiness of our service members is a key priority for joint readiness and JKO is proud to assist DHA in its mission through a variety of our products and services. Since becoming the enterprise learning management system (LMS) for the MHS in 2015, DHA and the Service Medical Departments have leveraged more JKO products and services than any other organization we support. With hundreds of web-based and instructor-led course

offerings, its own JKO help desk, integration of JKO data analytics in Report Builder, and support of the Medical Education and Training Campus (METC) academic mission, DHA leverages multiple JKO tools to provide the MHS with an expansive suite of digital learning environment resources. (cont'd page 2)

Customer Spotlight — Joint Interoperability and Data Link Training Center (JID-TC)



The JID-TC is responsible for all DoD Joint and Allied Multi-Tactical Data Link (TDL) Network (MTN) Interoperability training, Joint Interface Control Officer (JICO) training, US/Canadian Link 16 Operations de-confliction, the Joint Network Design Library (JNDL), and JICO Support Teams (JST) to the Combatant Commands.

JKO is proud to support this very important JID-TC mission to develop and train the warfighter in networked datalink interoperability concepts and procedures to meet Joint and Coalition Commanders' enduring and emerging mission needs. In particular, JKO assists in setting up accounts for multinational partners that must have access to JID-TC courses hosted on JKO to participate in multinational exercises and operations.

The JID-TC teaches students to plan, establish, and manage the data link interfaces that connect and share a common picture within a joint task force (JTF) and/or functional component headquarters with multinational forces and other organizations. JID-TC courses also introduce students to the tactics, techniques, and procedures (TTPs) on advances in networked warfare and emergent capabilities to achieve interdependence and operational effectiveness. The training includes, but is not limited to, joint interface control officer (JICO) prerequisite knowledge and skills for integration and interoperability of tactical data links (TDL) within the multi-TDL network (MTN) to contribute to the common tactical picture (CTP) and planning and management of tactical data through gateways or extended

(cont'd page 2)

Inside this issue

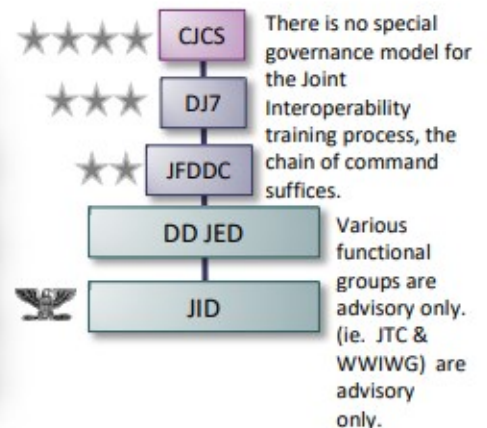
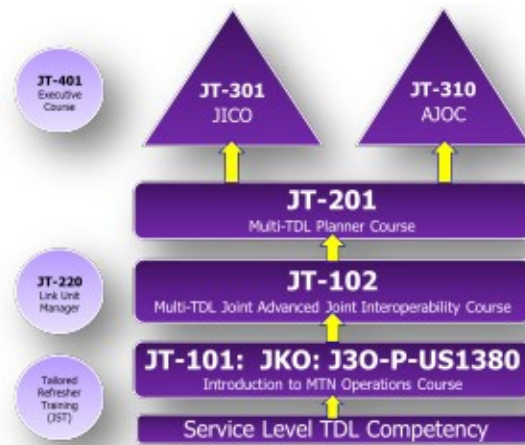
JKO DHA Partnership	2
Customer Spotlight (cont'd)	2
JKO Contacts	2
JKO JFLD Branch.....	3
Tips From Training Coordinator	4
Did You Know?.....	4

Special Points of Interest

Find archived JKO newsletters, current 101 brief, fact sheets, and other shareable information related to training and education products and services at www.jcs.mil/jko.

JID-TC (cont'd from page 1)

interfaces to support the Joint Data Network (JDN). The JID-TC provides operational support to CCMDS, services, Defense Agencies, and coalition partners on the employment, planning, and management of tactical data links. The JID-TC is a Joint Functional School that falls within the Joint Education and Doctrine Directorate of the J7, Joint Force Development of the Joint Staff.



“This is a great example of how the Joint Force works with our Partner Nations to ensure global operations.”

The JKO team supports the JID-TC at Fort Bragg in creating the JKO multinational accounts from several militaries to include the following countries: Latvia, Italy, Estonia and Saudi Arabia. JID then enrolls multinational partners in the J3OP-US1380-AT Introduction to Joint Multi-TDL Network (MTN) Operations AT-101 (Link-16 Partner Nations Student Course) hosted on JKO. This is a particular version of the course that is free of CUI. The course introduces Link-16 Partner Nation Students to Joint Multi-Tactical Data Link Network operations. It provides basic knowledge level instruction for junior and inexperienced operators of MTN systems on the various joint services platforms. This course introduces new joint operators to basic system data link capabilities and limitations, as well as basic concepts, tactics, techniques, and procedures for operating a service data link capable of platform or system as part of a Multi-TDL Architecture (MTA). JKO supports this effort four to five times a year, creating over one hundred accounts each time.

JKO DHA Partnership (cont'd from page 1)

DHA’s global workforce of almost 140,000 civilians, military, contract, and volunteer personnel are committed to improving healthcare delivery, achieving medical excellence, and ensuring military personnel are ready to perform combat operations and humanitarian missions at home and abroad through a broad range of activities. Here’s a little insight into what they do:

- Lead **Health Care Markets** to manage military hospitals and clinics
- Provide **Combat Support** to Combatant Commands
- Deliver the **TRICARE Health Plan** to 9.6 million beneficiaries worldwide
- Deploy **MHS GENESIS**, the new electronic health record, to military hospitals and clinics
- Offer **Education and Training** to MHS providers to ensure a medically ready force

Over the next few months, we’ll be featuring short articles highlighting how our partner DHA makes use of the products and services JKO has to offer, such as:

- Annual certification training courses
- Joint Patient Movement small group training exercise
- Joint Medical Executive Skills Institute courses
- DHA’s use of the JKO Virtual Classroom capability

Look for these stories and more at the JKO website, www.jcs.mil/jko.

Contact JKO

For more information about JKO – Deputy Division Chief, Mr. Tim Brandon
Timothy.s.brandon2.civ@mail.mil

Content hosting and development- Knowledge Services Branch Chief, Mr. George (Matt) Matais,
george.m.matais.civ@mail.mil

Training and exercise support – Exercise Support Branch Chief, Mr. Paul Bailey,
paul.f.bailey4.civ@mail.mil

For Joint PME - Joint Force Leader Development Branch Chief, Mr. John Lipps,
john.r.lipps.civ@mail.mil

To place a story – Communications Specialists: Ms. Nancy Russell,
nancy.w.russell2.ctr@mail.mil or

Ms. Shannon Curtin,
shannon.i.curtin.ctr@mail.mil



View SgtMaj Thresher's full story on the JKO public website at www.jcs.mil/jko

JKO's SEJPME Branch Moves to Embrace the Broader Joint Force Leader Development

Senior Enlisted Joint Professional Military Education (SEJPME) was established in 2005 by the Chairman of the Joint Chiefs of Staff Instruction (CJCSI)1805.01 Enlisted Professional Military Education Policy (EPMEP). SEJPME was offered as an online academic program embedded within the National Defense University (NDU) Joint Forces Staff College (JFSC) distance education school from 2006 to 2015.

In May 2015 responsibility for delivering of SEJPME transitioned from the JFSC to the Joint Staff J-7 Deputy Director of Joint Training and the Joint Knowledge Online (JKO) Division.

On 14 Feb 2022, Senior Enlisted Advisor to the Chairman (SEAC) Ramon Colon-Lopez, U.S. Air Force, sent a memorandum outlining necessary changes to the SEJPME program. The memorandum directed, in part, changing the name of the SEJPME I/II courses to Enlisted JPME (EJPME) to illustrate a sequential joint education continuum more accessible to non-commissioned officers and petty officers.

With the name change to EJPME program, it follows that the JKO SEJPME Branch would also undergo a change. The SEJPME branch of JKO is renamed the Joint Force Leader Development (JFLD) Branch to indicate JKO's broadening of the branch effort to a wider student audience.

The Joint Force Leader Development Branch serves to increase the readiness and capability of company grade/junior officers, Joint civilians, and enlisted personnel. The JFLD branch encompasses the EJPME program as well as the evolving Joint Staff Training and Education Program (JSTEP) for joint assigned civilians and military officers (O1-O3). JFLD will continue to deliver the immensely popular EJPME I and EJPME II certificate courses.

JFLD will expand online course offerings to include primers for officers and civilians with limited Joint experience and provide them an opportunity to learn basic Joint concepts and best practices to enhance their ability to perform in a first-time Joint duty assignment.

The Joint Force Leader Development designation will be JKO's core/flagship joint section of "online learning programs and online learning products." The JFLD designation will be a tracked Learning Category in the JKO learning management system, separate from the certificate granting EJPME curriculum.

Creating a JFLD section and learning category of joint content that JKO "owns" or "offers" establishes JKO as the central repository of online self-paced and required joint training and joint education. This is a first step in developing a Joint Training and Education "jacket," joint focus special area of emphasis, and continuum of joint learning and professional development opportunities.

The Joint Force Leader Development (JFLD) Branch recently initiated the EJPME Spotlight series. This series recognizes and profiles current and former students serving in the Joint Interagency, Intergovernmental, Multinational (JIIM) environment or in named joint operations and exercises. This series aims to share EJPME student or alumni experiences to inspire current students and provide an example for others to emulate. Individuals can be nominated for this distinction by the JFLD Branch Manager or their Command Senior Enlisted Leader (CSEL).

An interview with the first distinguished alumni, Sergeant Major Richard D. Thresher, USMC, Command Senior Enlisted Leader (CSEL), U.S. Africa Command (USAFRICOM), can be found on the JKO Public website, www.jcs.mil/jko.

If you are a CSEL interested in nominating an SEJPME student or alumni, please contact the Branch Manager, Mr. John Lipps, at john.r.lipps.civ@mail.mil.

DID YOU KNOW ?

The legacy of service of JKO's very own Bill Wolfe? As Bill puts it, their ancestors got off the boat, started serving in the Civil War (Union side) and have been serving ever since!

Bill Wolfe:

DMCS (SW/AW) William R Wolfe
US Navy
JUN 1984 -FEB 2010
Senior Chief Illustrator Draftsman

Connie Wolfe:

MAY 1983 - SEP1988 US Navy
One of the first five female
Seabees in 1983
EO3 - Heavy Equipment operator
Third Class

Justin R Wolfe:

27NOV17-Present
STG1, LPO
USS Thomas Hudner DDG-
116 MAYPORT, Florida

Joshua D Wolfe:

US Navy: MA2: JUN2010-JAN2014
Navy
US Coast Guard: BM3: JUN2015-
OCT2019
Currently working with the US
Army Recruiter to reenlist into the
Army as an MP or infantry.

Jacob W Wolfe:

US Navy: HM3: DEC2010-DEC2020
Currently at Camp Johnson Clinic,
Jacksonville, NC
GS5 Records Technician

James G Wolfe:

US Army: SGT Infantry: JUN2010 -
2020
JUL2010-2016: Active
Currently with the Army 11B Sgt/
Sheriff's Dept. Cpl, Police Dept.
Patrolman



Thanks for your service, Wolfe pack!


Tips From A Training Coordinator

Audiences vs Organizations

An Audience is one of the two ways JKO delivers training to a specific group. The other is Organization. But unlike the organization, an audience allows training to be assigned not on the basis of affiliation but on the basis of demographics. The principal advantage of an audience is that it allows the tailoring of training to the specific requirement of a defined group. For example, many military organizations are comprised of government service, military, and contractor personnel. The use of audiences allows for the pairing of appropriate training to a particular demographic, (e.g., government civilians only).

The **Audience Maintenance** gadget found under the **System Administration** tab provides the ability to create, edit, and populate Audiences. The Course Association gadget then links to a course in an audience.

To Add an Audience:


1. Click on **Audience Maintenance** maximize icon  to open the gadget.
2. Click the **Add Audience** button and fill out the required fields as indicated by the red asterisks:

- **Audience Name**
- **Description**
- **Allowed to Join/Drop.** You may restrict entry into an Audience by locking it. In most cases, Audiences remain unlocked. If you choose to lock the Audience, an additional field opens that requires you to enter a **Join/Drop Lock Message** which will display to Users who attempt to join this Audience in their **Profile**. The message you create should include clear instructions to the User on steps to join the Audience. If approved, a privileged User must then manually add Users to the Audience. This could take significant manual effort if there are many potential members of this Audience.

Deactivation Date is not required, however, by entering a deactivation date to the Audience, Users will no longer be able to join after that date. The Audience will no longer be visible or available in the list of Audiences in the **Audience Association** section in the **Profile**. The Audience will still be visible in the **Audience Maintenance gadget** for your use. It will remain there until you delete it.

Once you have created the details of the Audience, select the **Save** button.

Adding Users. There is more than one way, in more than one location in the LMS, to add Users to an Audience.

- **Audience Maintenance gadget.**
 1. Click on the Audience Name and select the **Add User(s) to This Audience** button, located below the **Save** and **Cancel** buttons.
 2. Search for users to add using the **User Search**.
 3. To select a User, click on the green **Add** icon  in the left column. Your selection will move to the top of the page in the **Users to be Added** section.
 4. Click the **Save** in the **Users to be Added** section to complete the action.

You can also add a user to an Audience using **Add Audience** in the User's **Profile**.

You have now created an Audience and added Users to it.

For complete instruction with screenshots go to www.jcs.mil/jko.