



JOINT KNOWLEDGE ONLINE NEWSLETTER

JS J7 DDJT Joint Enabling and Learning Division

April 2024



New Joint Enabling and Learning Division (JELD)

Joint Knowledge Online (JKO) combines forces with Joint National Training Capability (JNTC), the Chairman’s Joint Lessons Learned Program (JLLP), and ELITE CONSTELLATION Assessment (EC-A) Team to become the Joint Enabling and Learning Division (JELD).

The new Joint Enabling and Learning Division (JELD) comes together as part of a mission-directed reassignment to strategically align and prioritize joint training assets and resources. This change is based on the Chairman’s imperative to balance support to employing, developing, and designing the Joint Force. The Chairman emphasizes the need to accelerate change to build our jointness and to ensure operational readiness today and for tomorrow.

“Our Nation needs us ready to fight today's battles but also to prepare for tomorrow's wars. We must prepare by modernizing and aggressively leading with new concepts and approaches.”

21st Chairman of the Joint Chiefs of Staff

In part, this imperative requires a new warfighting concept, the Joint Warfighting Concept (JWC). The JWC provides the unifying vision to guide force modernization, particularly given the changing character of war. The JWC guides the Department's future force development, design, and global warfighting approach along force design threads that ensure we have the right people, equipment, training, roles, and doctrine to deter and, if necessary, win in a future conflict. Today, as we move forward in operationalizing the JWC via efforts such as ELITE CONSTELLATION, the Director J-7 is aligning resources, capabilities, and assets to enhance global integration to shape Joint Force employment, development, design, and operational readiness.

“We are at a natural inflection point based on the current tension in the world order, the changing character of war and the transition from Joint Warfighting Concept development to implementation.”

Director, J-7 Joint Force Development

Given this impetus, Deputy Directors must optimize their workforce to meet required responsibilities. We are undergoing change as the Deputy Director, Joint Training aligns its focus to activities that will exercise the emerging JWC tenants within the Elite Constellation (EC) series of exercises, and prioritizing training and education assets on this mission area.

“If you dislike change, you're going to dislike irrelevance even more”

*Eric Shinseki
34th Chief of Staff of the Army*

(cont'd pg. 2)

Inside this issue

JELD (cont'd)	2
WRS & JWC on JKO	2
Working with Allies and Partners	3
PfPC ADL Products	3
Service Award	3
Tips for Training Coordinators	4
New Courses on JKO	4
Contact JKO	4

New Joint Enabling and Learning Division (JELD)

(cont'd from pg. 1)

JKO, JNTC, JLLP and EC-A bring mission-critical assets to the fight. The purpose of re-aligning as the JELD is to bring synergy and efficiency to our support of the Chairman in building the Joint Force. JELD is focused on leveraging resources, integrated processes and tools to support the JWC implementation and assessment. Working together with the new shared mission will yield faster incorporation of results, experiences, and lessons learned into joint training standards, tasks, and training content.


Each program and supporting team bring assets that will be prioritized to meet the JELD mission. JKO is an integral part of that effort building jointness and operational readiness. Through our tools and expertise in learning content development and delivery, we enable the global training audience to address mission critical knowledge gaps and increase competency in relevant mission areas such as EC preparation, participation, and proficiency. JKO's suite of offerings enables a continuum of learning, from individual training elements to larger scale group collaboration with the provision for learning assessment at every stage. JKO is currently hosting learning resources associated with the changing character of war, and JWC courseware on our Warrior Readiness Site (WRS) on JKO-SIPR. For more information go to [JCS Launches Warrior Readiness Site > Joint Chiefs of Staff > Customer Spotlight Article Latest News Joint Knowledge Online JKO](#).

JELD MISSION

Provide joint training enablers, learning and context to enhance global integration in joint operations, exercises, experiments, and wargames to effectively shape Joint Force employment, development, design, and operational readiness.

Learn More about Joint Warfighting Concept and Changing Character of War

The Joint Chiefs of Staff (JCS), Joint Staff J-7, launched the Warrior Readiness Site (WRS) on JKO-SIPR to accelerate how we organize, train, and equip the force by providing access to a dedicated library of learning resources. The JCS opened the platform to all members with access to the SIPR network, providing users official and current resources regarding the changing character of war. This online learning platform grants straightforward access to best-in-class training content.



The first module currently available is part of a series of three that comprise the official JWC 3.0 course. JELD JKO is working collaboratively with other Divisions across the DJ-7 to complete this series and posture for continuing evolution of EC related information resources and training products.

To utilize the service, users can visit <https://jkolms.jten.smil.mil/> on the SIPR network, click "Login using my SIPR Smart Card" and select the "Warrior Readiness" tab.

For assistance related to the site, email js.jko.helpdesk@mail.smil.mil.

Working with Allies and Partners

JKO continues to support our Allies and Partners in a variety of venues. Most recently, JKO virtually participated in the NATO Training Group Spring 2024 meeting. The meeting, held in London from March 18-21, included updates from NTG on the tasks mandated to the group and was supported by active participation including the NATO Defence Education Enhancement Programme (DEEP) eAcademy. It was also determined that the NTG will now be known under a new name: NATO Learning & Technology Interoperability Group NL&TIG.

The back to back Partnership for Peace Consortium (PfPC) and NTG meetings were productive in the following ways:

Building momentum: A new task group of the NTG, led by Germany on the theme “Train while we fight - preparing IT&ED systems for war” was inspired by the PfPC Info Paper from the Skopje ADL WG meeting. JKO provided critical contributions to that info paper.

Fast turn to standards from Moldova: Inspired by the case example of JKO sharing eLearning content with Ukraine, a new task group on standards for learning content sharing was formed by the NTG, led by the UK, with the intent of absorbing and acting on the standards recommendations the PfPC ADL WG info paper on content sharing (first draft due out in June).

Informing decision on the cutting edge: PfPC ADL WG info paper on AI in Military Education and Training is the start point for a new task group in the NTG dedicated to the same topic, led by Norway.

Delivering for Ukraine: Following a brief of the PfPC ADL WG info paper on Ukraine MilMed training requirements, INTERFLEX leadership will move to better fit their TCCC Level 1 package to need, with insight from the NATO MilMed COE lessons learned team. PfPC ADL WG Co-chair, Dr. Presnall, led the brief and brokered the follow-up action. Dr.

Partnership for Peace Consortium Advanced Distributed Learning products:

Recent products developed and delivered by the PfPC ADL working group include these information papers:

- *Training While We Fight: Lessons from Ukraine’s Use of Distributed Learning in War*
- *Ukraine Military Medical Training and Education Requirements*
- *How AI Supports Military Education Training, Exercises, and Evaluation*

Copies of these papers can be found at:

[ADVANCED DISTRIBUTED LEARNING | PfPC \(pfp-consortium.org\)](https://www.pfp-consortium.org/)



NATO Training Group (NTG) Spring 2024 meeting recap

27
MAR 2024

Congratulations on 35 Years!

Congratulations to JKO team member, Mr. John Lipps, the Joint Force Leader Development Branch lead and EJPME Program Manager, for his recent recognition for 35 years of combined military and federal government service. Mr. Lipps established the SEJPME (now EJPME) distance learning program at Joint Forces Staff College, National Defense University in 2006. Prior to that, he served as a senior education policy analyst and advisor on the staff at U.S. Joint Forces Command within the Joint Warfighting Center.



New Courses on JKO

STRHQJ0-0000-0016-ONL
Security and Policy Review

JS-US011
JS Alcohol and Substance
Abuse Prevention

JDTC-JD0002
Joint Planning and Execution
System (JPES) Demonstration
Videos

J3OP-US1146
JFC 100 Module 06: Joint
Command, Control, and
Communication

SWTS-US001
Special Warfare Static Line
Jumpmaster Course

AFR-ACCM-001
USAFRICOM Alternative
Compensatory Control
Measure (ACCM) Annual
Refresher Training

Contact JKO

For more information about JKO
Chief, Tim Brandon
Timothy.s.brandon2.civ@mail.mil

For Enlisted Joint PME—EJPME
John Lipps,
john.r.lipps.civ@mail.mil

To place a story –
Communications Specialists:
Nancy Russell,
nancy.w.russell2.ctr@mail.mil

or

Shannon Curtin,
shanon.j.curtin.ctr@mail.mil

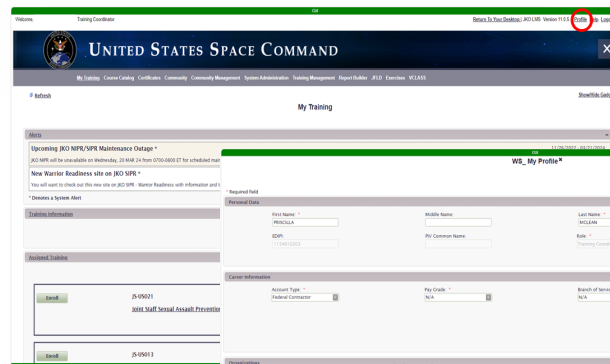
4

Tips for the Training Coordinator

User Management gadget. The most important tool to the TC is the User Management gadget. The User Management gadget allows the TC to maintain their organization's personnel within JKO. The TC must ensure the personnel showing in the User Management gadget matches the organization's personnel (Alpha) roster. This is an ongoing task and should be considered the most important responsibility of the TC. If it's wrong here, it will be wrong in Training Management and Report Builder.

While an accurate and complete profile is of great interest to a TC, the responsibility to maintain the profile falls to the account owner. To aid the account owner to align themselves with their organization in JKO, the following procedure is provided.

Log into JKO and access your Profile.



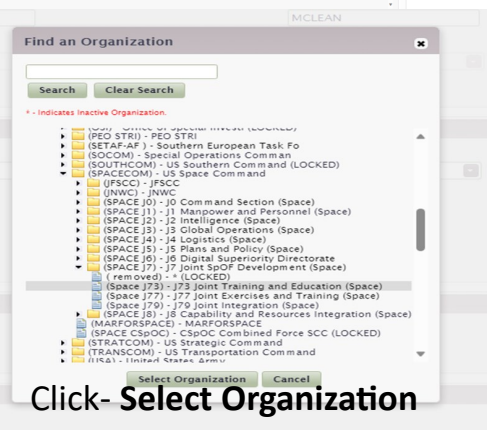
Scroll down to Organizations

Click on **Select Primary Organization** to open search box.

In your profile...

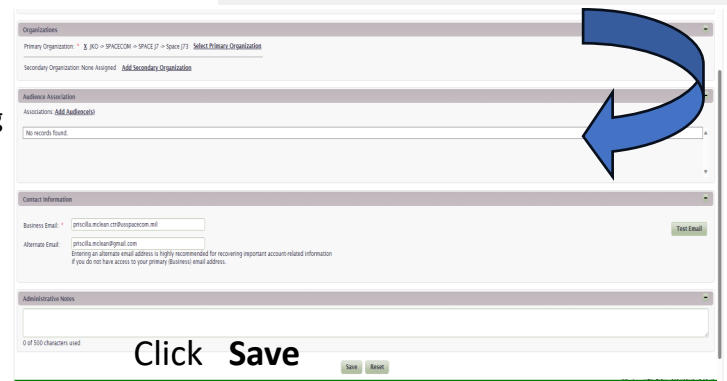
Scroll down and open your parent organization. Then, if applicable, open your directorate, and if applicable, your division.

Click on desired organization.



Click- Select Organization

Verify the correct organization is showing and click Save.



Click Save